


Item Number	Quantity	Part Name	Description	Product
049	2	01-049-00-0	1/4 X 2 HR SQUARE TUBE X 39 WITH HOLE PE	
079	1	01-079-00-0 L-H9	L-H9	
080	1	01-080-00-0 L-H8	L-H8	
102	2	01-102-01-0	MCMASTER-79245A521 CLEVIS PIN	
155	4	01-155-00-0	3/16 X 2 HR SQUARE TUBE X 36	
185	1	01-185-00-0 - 25TL14-112	HYDRAULIC CYLINDER 25TL14-112	
186	2	01-186-00-0	3/16 X 2 HR SQUARE TUBE X 30	
002	4	01-002-00-0	FOOT ASSEMBLY	SUBASSEMBLY
003	1	01-003-00-0	REAR SECONDARY ARM ASSEMBLY	SUBASSEMBLY
018	1	01-018-00-0	REAR SECONDARY ARM ASSEMBLY	SUBASSEMBLY
019	1	01-019-00-0	MAIN FRAME ASSEMBLY	SUBASSEMBLY
026	1	01-026-00-2	DRAWER ASSEMBLY	SUBASSEMBLY
063	1	01-063-00-0	HOPPER ASSEMBLY	SUBASSEMBLY
070	1	01-070-00-0	GRATE ASSEMBLY	SUBASSEMBLY
076	1	01-076-00-0	SHAKER ASSEMBLY	SUBASSEMBLY
084	1	01-084-00-0	CONTROLER MOUNT WELDMENT	SUBASSEMBLY
119	1	01-119-00-0	VALVE ASSEMBLY	SUBASSEMBLY
127	1	01-127-00-0	SADDLE WELDMENT	SUBASSEMBLY
173	1	01-173-00-0	PRIMARY ARM RIGHT HAND ASSEMBLY	SUBASSEMBLY
174	1	01-174-00-0	PRIMARY ARM LEFT HAND ASSEMBLY	SUBASSEMBLY
202	1	202 - MISC HARDWARE		SUBASSEMBLY
220	2	01-220-00-0	GUIDE ROD ASSEMBLY	SUBASSEMBLY
236	4	01-236-00-0	LINEAR BUSHING ASSEMBLY	SUBASSEMBLY
243	1	01-243-00-0	GUARD ASSEMBLY	SUBASSEMBLY
245	1	01-245-00-0	VALVE BRACKET ASSEMBLY	SUBASSEMBLY
251	2	01-251-00-0	GRATE BRACKET ASSEMBLY	SUBASSEMBLY
253	1	01-253-00-0	REAR GRATE HINGE ASSEMBLY	SUBASSEMBLY
256	1	01-256-00-0	FRONT SOIL DEFLECTOR ASSEMBLY	SUBASSEMBLY
259	2	01-259-00-0	SIDE SOIL DEFLECTOR ASSEMBLY	SUBASSEMBLY
267	4	01-267-00-0	SUPPORT HOLDER WELDMENT	SUBASSEMBLY
276	1	01-276-00-0	GUARD ASSEMBLY	SUBASSEMBLY

PLEASE PROCEED AT YOUR OWN RISK!  
 THESE DRAWINGS ARE MEANT TO DOCUMENT  
 PREVIOUS WORK AND PRESENT IDEAS ONLY;  
 THEY ARE NOT MEANT TO BE A COMPLETE GUIDE.  
 WORKING WITH ANY TOOLS, EQUIPMENT,  
 HYDRAULICS, ELECTRONICS, ETC. MAY  
 CAUSE SERIOUS INJURY OR DEATH.



LICENSE INFORMATION  
 ALL INFORMATION IS RELEASED UNDER THE OSE  
 LICENSE FOR DISTRIBUTIVE ECONOMICS. FOR  
 FURTHER INFORMATION GO TO:  
 OPENSOURCEECOLOGY.ORG/WIKI/LICENSE

NAME		DATE	
DRAWN	RHB		
CHECKED			
APPR.			
UNLESS OTHERWISE SPECIFIED DIMENSIONS ARE IN INCHES			
ANGLES	X	.XX	.XXX
+-.5	+-.1	+-.03	+-.005
THIRD ANGLE PROJECTION			

PROJECT: <b>CEB PRESS 6</b>		
DESCRIPTION: CEB PRESS 6 MAIN ASSEMBLY		
SIZE <b>B</b>	DWG. NO. <b>01-001-00-6</b>	REV -
SCALE: SCALE	WEIGHT: WEIGHT	PAGE NUMBER

8 7 6 5 4 3 2 1

D

D

C

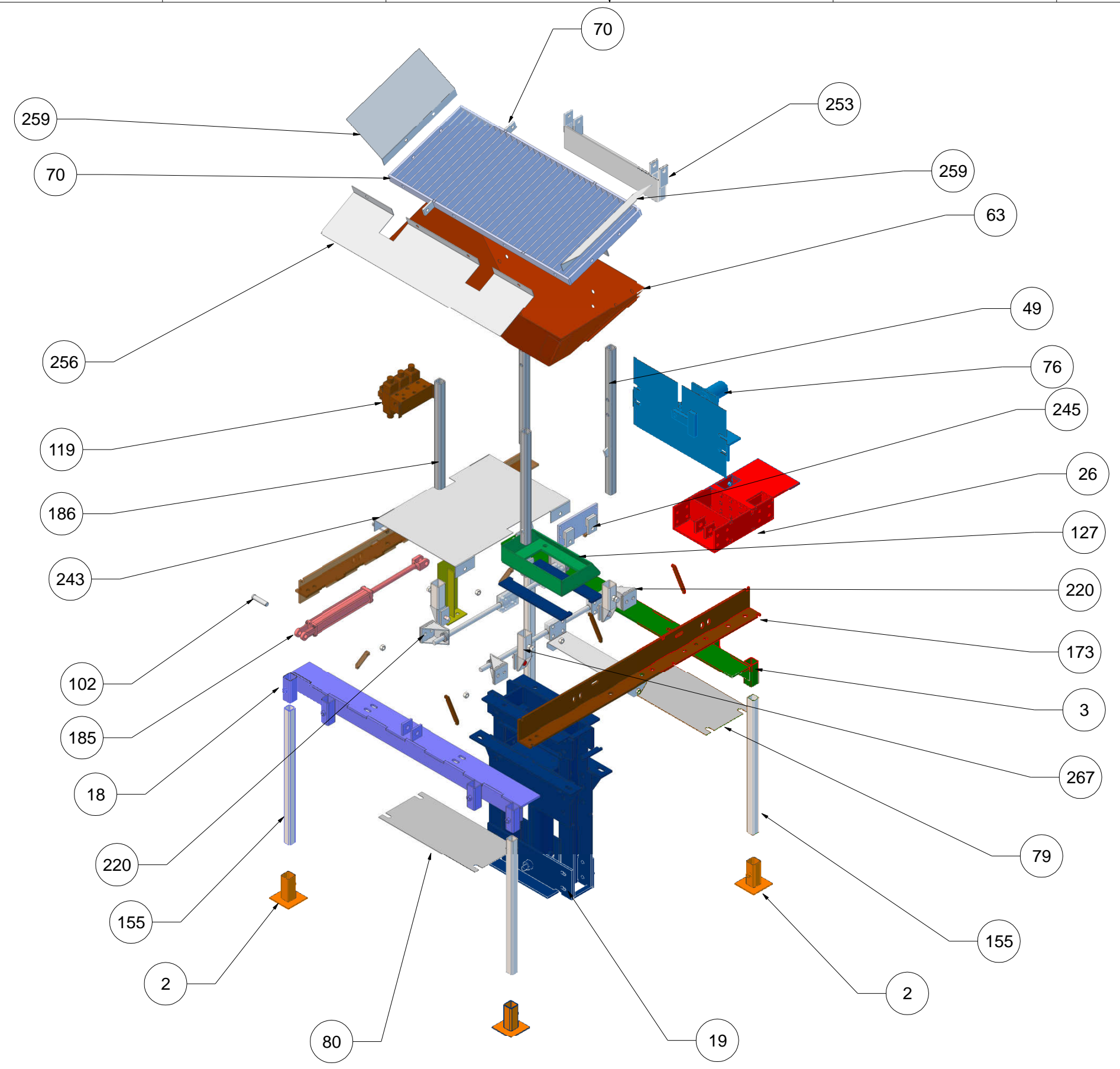
C

B

B

A

A

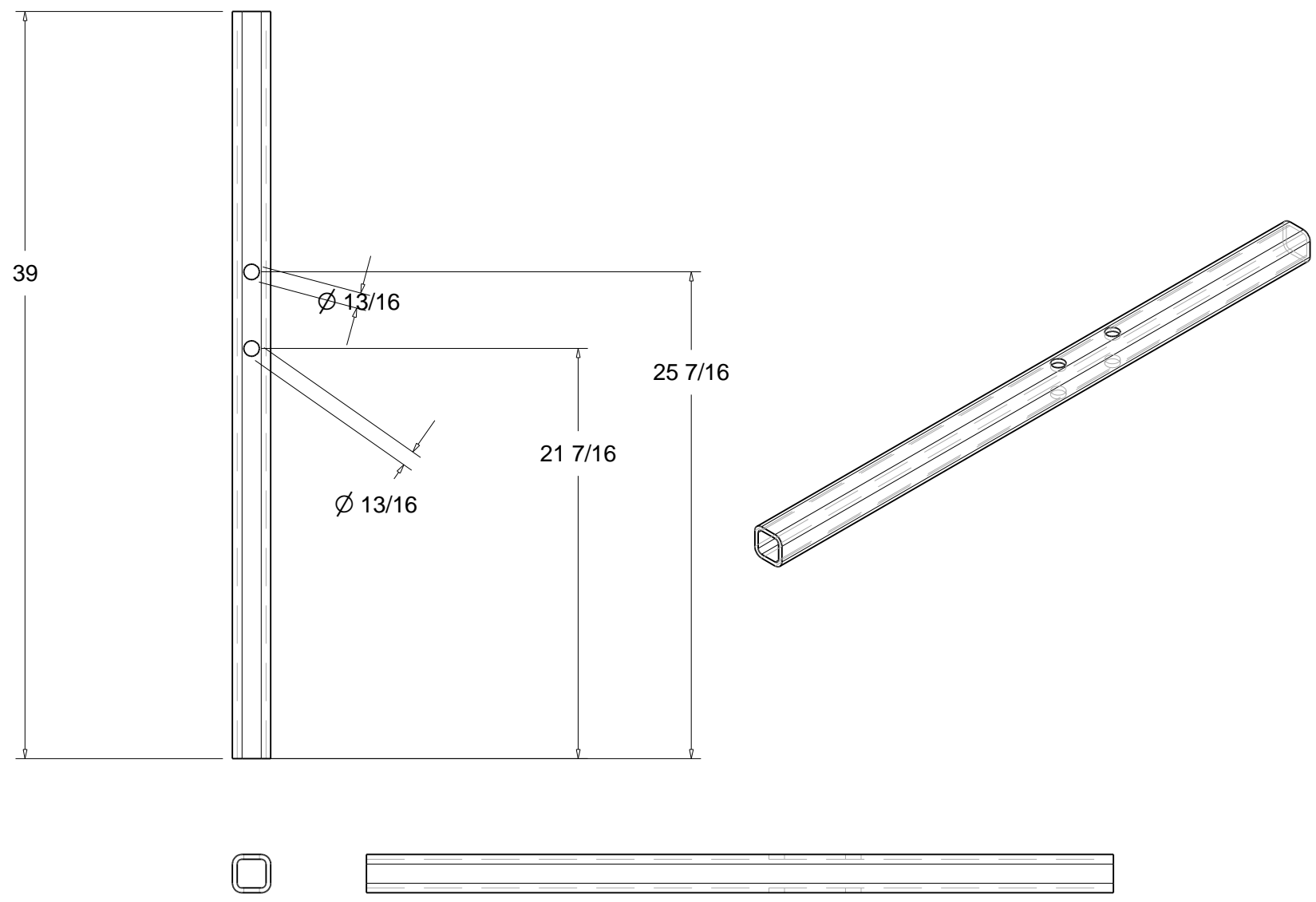


SIZE	DWG. NO.	REV
<b>B</b>	<b>01-001-00-6</b>	<b>5</b>
SCALE: NONE		2


8 7 6 5 4 3 2 1

8 7 6 5 4 3 2 1

D  
C  
B  
A

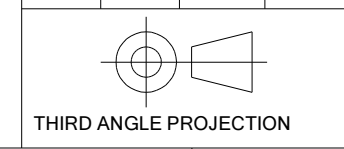


PLEASE PROCEED AT YOUR OWN RISK!  
 THESE DRAWINGS ARE MEANT TO DOCUMENT  
 PREVIOUS WORK AND PRESENT IDEAS ONLY;  
 THEY ARE NOT MEANT TO BE A COMPLETE GUIDE.  
 WORKING WITH ANY TOOLS, EQUIPMENT,  
 HYDRAULICS, ELECTRONICS, ETC. MAY  
 CAUSE SERIOUS INJURY OR DEATH.



LICENSE INFORMATION  
 ALL INFORMATION IS RELEASED UNDER THE OSE  
 LICENSE FOR DISTRIBUTIVE ECONOMICS. FOR  
 FURTHER INFORMATION GO TO:  
 OPENSOURCEECOLOGY.ORG/WIKI/LICENSE

	NAME	DATE	
DRAWN	RHB		
CHECKED			
APPR.			
UNLESS OTHERWISE SPECIFIED DIMENSIONS ARE IN INCHES			
ANGLES	.X	.XX	.XXX
	+-.5	+-.1	+-.03 +-.005



PROJECT: **CEB PRESS 5**


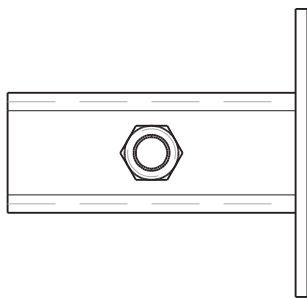
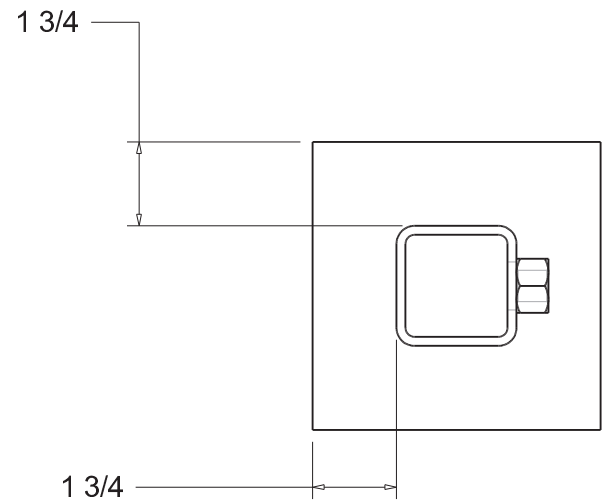
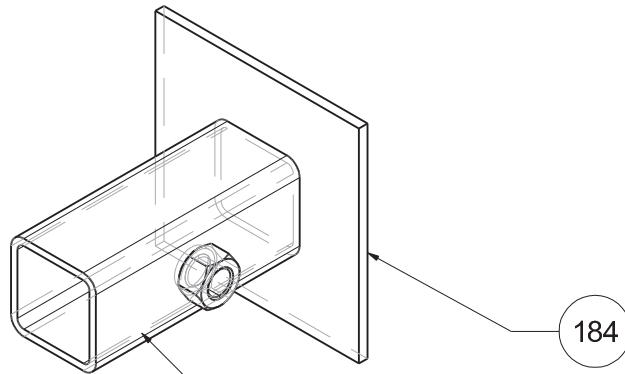
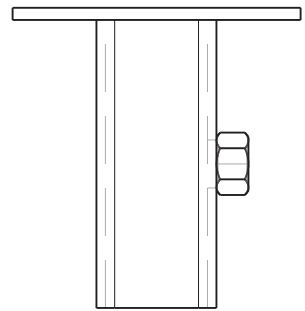
DESCRIPTION:  
**1/4 X 2 HR SQUARE TUBE X 39 WITH HOLE PER**

SIZE	DWG. NO.	REV
<b>B</b>	<b>01-049-00-0</b>	

SCALE: NONE WEIGHT:

8 7 6 5 4 3 2 1

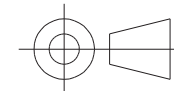
Item Number	Quantity	Part Name	Description	Product
183	1	01-183-00-0	CLAMP TUBE ASSEMBLY	SUBASSEMBLY
184	1	01-006-00-0 L-Q17	L-O6	



PLEASE PROCEED AT YOUR OWN RISK!  
 THESE DRAWINGS ARE MEANT TO DOCUMENT  
 PREVIOUS WORK AND PRESENT IDEAS ONLY;  
 THEY ARE NOT MEANT TO BE A COMPLETE GUIDE.  
 WORKING WITH ANY TOOLS, EQUIPMENT,  
 HYDRAULICS, ELECTRONICS, ETC. MAY  
 CAUSE SERIOUS INJURY OR DEATH.

LICENSE INFORMATION  
 ALL INFORMATION IS RELEASED UNDER THE OSE  
 LICENSE FOR DISTRIBUTIVE ECONOMICS. FOR  
 FURTHER INFORMATION GO TO:  
[OPENSOURCEECOLOGY.ORG/WIKI/LICENSE](https://opensourceecology.org/wiki/license)

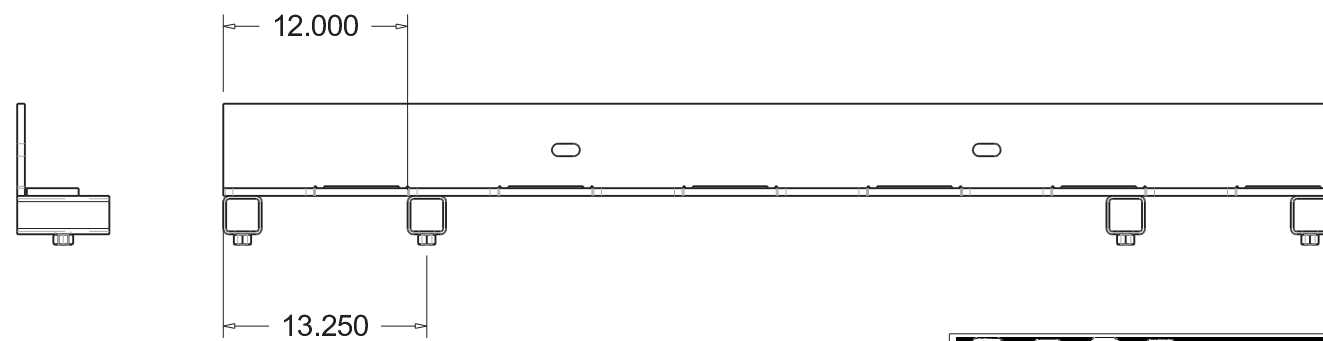
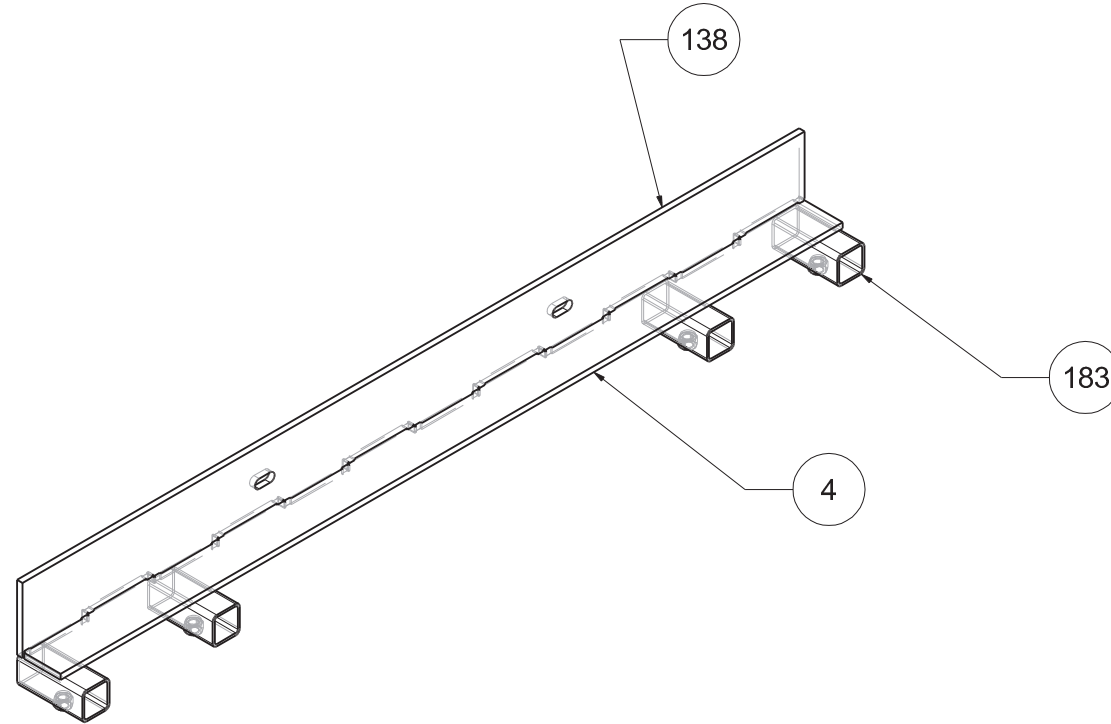
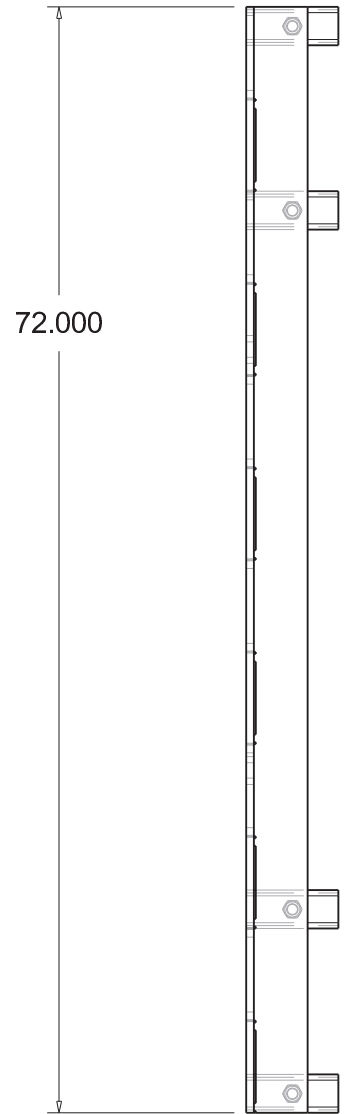
	NAME	DATE
DRAWN	RHB	
CHECKED		
APPR.		
UNLESS OTHERWISE SPECIFIED DIMENSIONS ARE IN INCHES		
ANGLES	.X	.XX
	+-.5	+-.1
		+-.03
		+-.005




THIRD ANGLE PROJECTION

PROJECT: <b>CEB PRESS 5</b>	
DESCRIPTION: <b>FOOT ASSEMBLY</b>	
SIZE <b>B</b>	DWG. NO. <b>01-002-00-0</b>
SCALE: NONE	WEIGHT:
REV	

Item Number	Quantity	Part Name	Description	Product
004	1	01-004-00-0 L-A3	L-A3	
138	1	01-138-00-0 L-A5	L-A5	
183	4	01-183-00-0	CLAMP TUBE ASSEMBLY	SUBASSEMBLY



PLEASE PROCEED AT YOUR OWN RISK!  
 THESE DRAWINGS ARE MEANT TO DOCUMENT  
 PREVIOUS WORK AND PRESENT IDEAS ONLY;  
 THEY ARE NOT MEANT TO BE A COMPLETE GUIDE.  
 WORKING WITH ANY TOOLS, EQUIPMENT,  
 HYDRAULICS, ELECTRONICS, ETC. MAY  
 CAUSE SERIOUS INJURY OR DEATH.

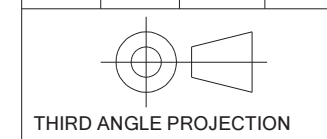


LICENSE INFORMATION  
 ALL INFORMATION IS RELEASED UNDER THE OSE  
 LICENSE FOR DISTRIBUTIVE ECONOMICS. FOR  
 FURTHER INFORMATION GO TO:  
[OPENSOURCEECOLOGY.ORG/WIKI/LICENSE](https://opensourceecology.org/wiki/license)

	NAME	DATE
DRAWN	RHB	
CHECKED		
APPR.		

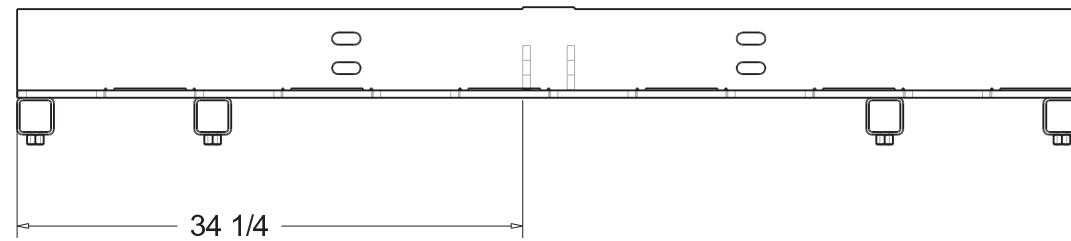
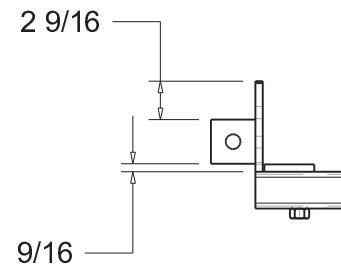
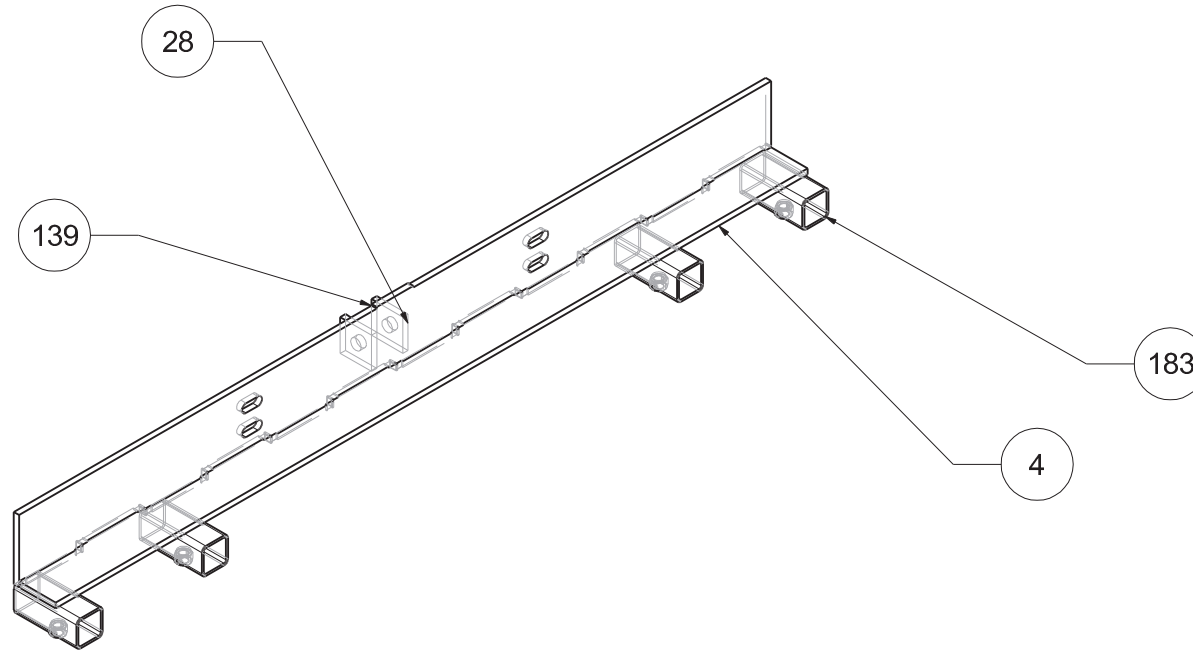
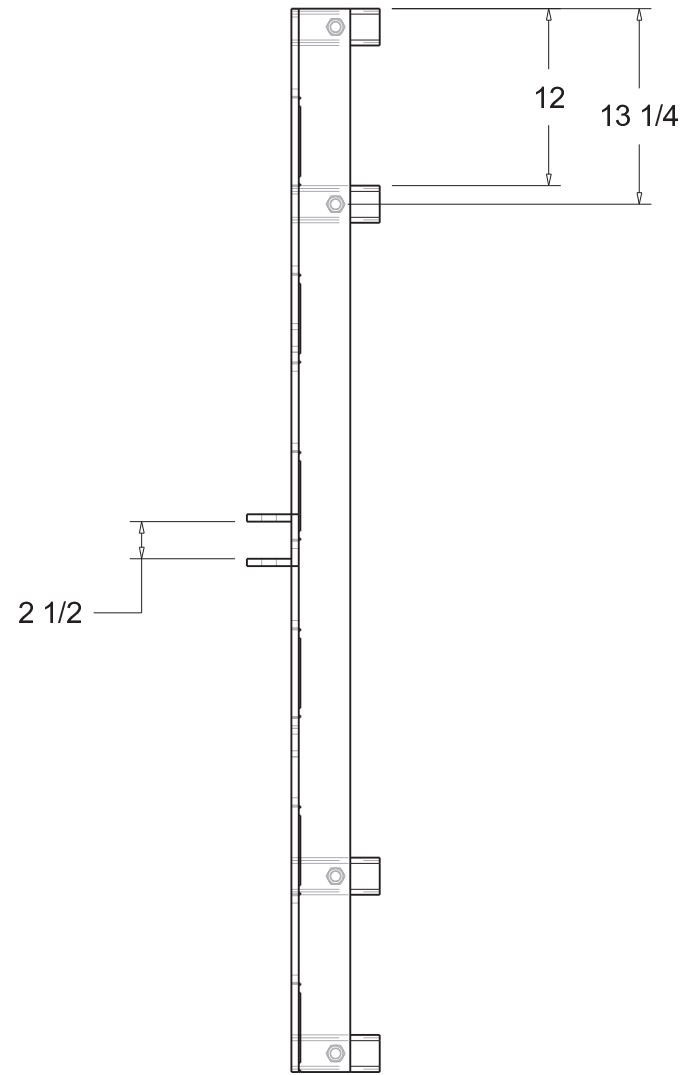
UNLESS OTHERWISE SPECIFIED  
 DIMENSIONS ARE IN INCHES

ANGLES	.X	.XX	.XXX
+-.5	+-.1	+-.03	+-.005




PROJECT: <b>CEB PRESS 5</b>	
DESCRIPTION: <b>REAR SECONDARY ARM ASSEMBLY</b>	
SIZE <b>B</b>	DWG. NO. <b>01-003-00-0</b>
SCALE: NONE	WEIGHT:

Item Number	Quantity	Part Name	Description	Product
004	1	01-004-00-0 L-A3	L-A3	
028	2	01-028-00-0 L-D7	L-D7	
139	1	01-139-00-0 L-A4	L-A4	
183	4	01-183-00-0	CLAMP TUBE ASSEMBLY	



PLEASE PROCEED AT YOUR OWN RISK!  
 THESE DRAWINGS ARE MEANT TO DOCUMENT  
 PREVIOUS WORK AND PRESENT IDEAS ONLY;  
 THEY ARE NOT MEANT TO BE A COMPLETE GUIDE.  
 WORKING WITH ANY TOOLS, EQUIPMENT,  
 HYDRAULICS, ELECTRONICS, ETC. MAY  
 CAUSE SERIOUS INJURY OR DEATH.

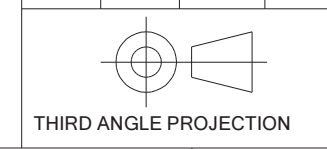


LICENSE INFORMATION  
 ALL INFORMATION IS RELEASED UNDER THE OSE  
 LICENSE FOR DISTRIBUTIVE ECONOMICS. FOR  
 FURTHER INFORMATION GO TO:  
 OPENSOURCEECOLOGY.ORG/WIKI/LICENSE

	NAME	DATE
DRAWN	RHB	
CHECKED		
APPR.		

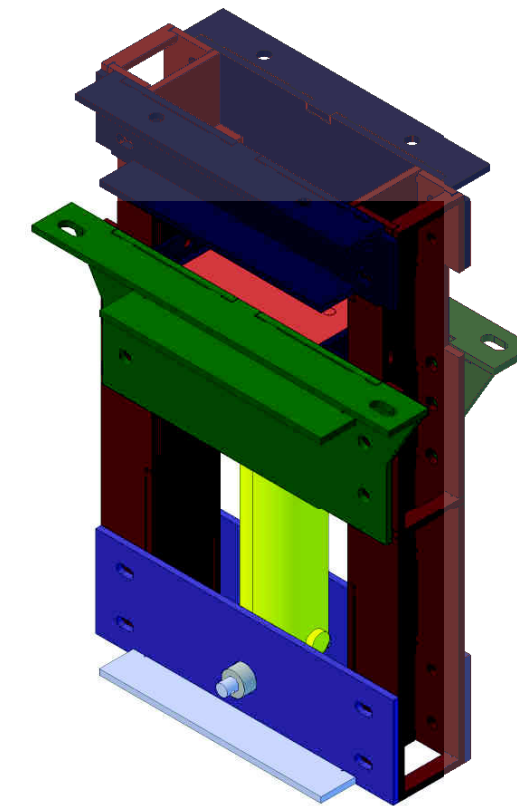
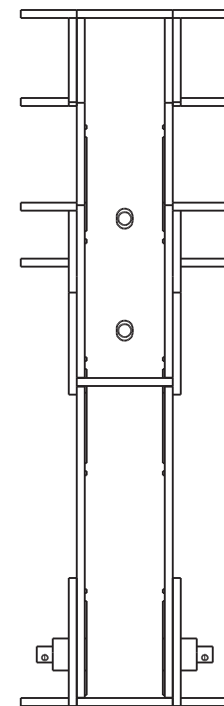
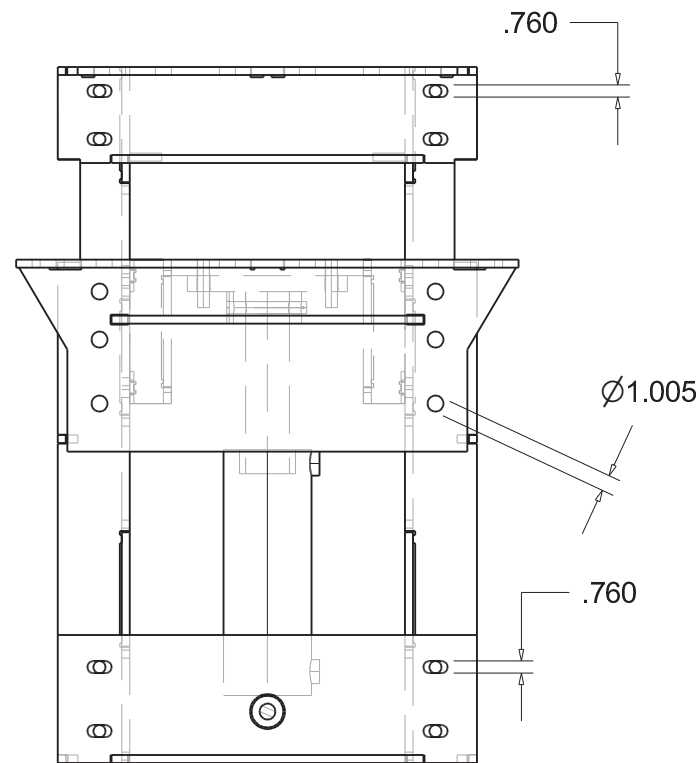
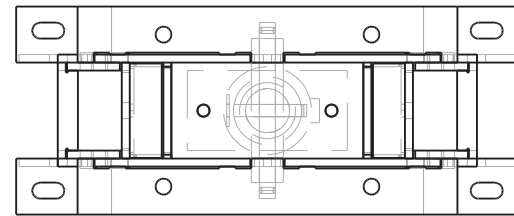
UNLESS OTHERWISE SPECIFIED  
 DIMENSIONS ARE IN INCHES

ANGLES	.X	.XX	.XXX
+-.5	+-.1	+-.03	+-.005




PROJECT: <b>CEB PRESS 5</b>	
DESCRIPTION: <b>REAR SECONDARY ARM ASSEMBLY</b>	
SIZE <b>B</b>	DWG. NO. <b>01-018-00-0</b>
SCALE: NONE	WEIGHT:

Item Number	Quantity	Part Name	Description	Product
103	1	01-103-00-0	1IN CR ROUND BAR X 11 PER DETAIL	
109	2	01-109-00-0	1/4 X 2" O.D. DOM TUBE X 1-1/2	
039	1	01-039-00-0	PRESS CYLINDER ASSEMBLY	SUBASSEMBLY
114	2	01-114-00-0	FRAME CHANNEL ASSEMBLY	SUBASSEMBLY
121	2	01-121-00-0	FRAME BASE WELDMENT	SUBASSEMBLY
156	2	01-156-00-0	FRAME CHANNEL ASSEMBLY	SUBASSEMBLY
169	1	01-169-00-0	PRESS FOOT ASSEMBLY	SUBASSEMBLY
170	2	01-170-00-0	COMP SHORT SIDE ASSEMBLY	SUBASSEMBLY
190	2	01-190-00-0	CHAMBER WALL ASSEMBLY	SUBASSEMBLY



PLEASE PROCEED AT YOUR OWN RISK!  
 THESE DRAWINGS ARE MEANT TO DOCUMENT  
 PREVIOUS WORK AND PRESENT IDEAS ONLY;  
 THEY ARE NOT MEANT TO BE A COMPLETE GUIDE.  
 WORKING WITH ANY TOOLS, EQUIPMENT,  
 HYDRAULICS, ELECTRONICS, ETC. MAY  
 CAUSE SERIOUS INJURY OR DEATH.

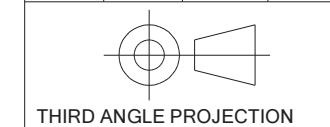


LICENSE INFORMATION  
 ALL INFORMATION IS RELEASED UNDER THE OSE  
 LICENSE FOR DISTRIBUTIVE ECONOMICS. FOR  
 FURTHER INFORMATION GO TO:  
 OPENSOURCEECOLOGY.ORG/WIKI/LICENSE

	NAME	DATE
DRAWN	RHB	
CHECKED		
APPR.		

UNLESS OTHERWISE SPECIFIED  
 DIMENSIONS ARE IN INCHES

ANGLES	.X	.XX	.XXX
	+-.5	+-.1	+-.03
			+-.005



PROJECT: <b>CEB PRESS 5</b>		REV
DESCRIPTION: <b>MAIN FRAME ASSEMBLY</b>		
SIZE <b>B</b>	DWG. NO. <b>01-019-00-0</b>	REV
SCALE: NONE	WEIGHT:	

8

7

6

5

4

3

2

1

D

D

C

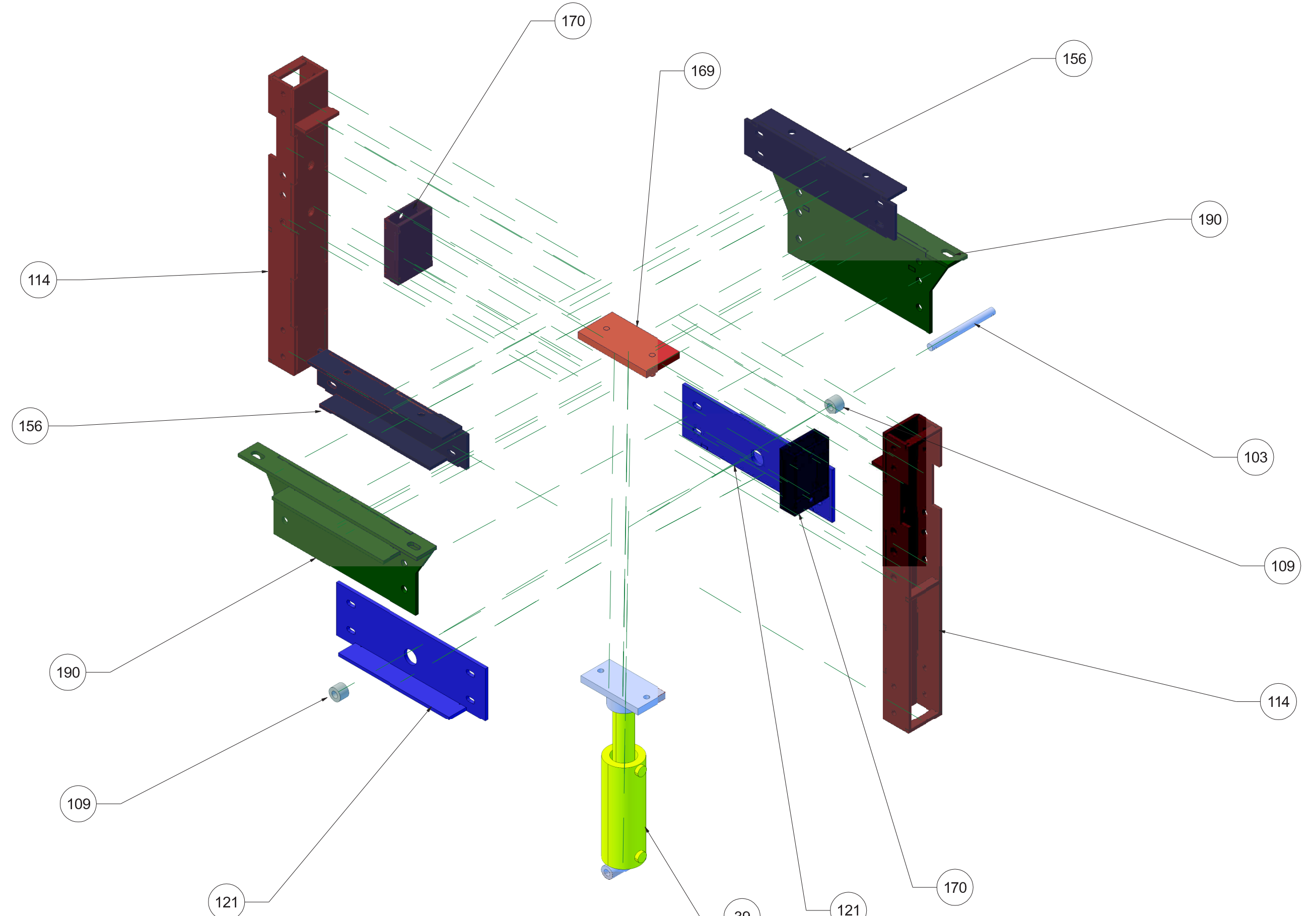
C

B

B

A

A



SIZE	DWG. NO.	REV
<b>B</b>	<b>01-019-00-0</b>	
CEB PRESS	SCALE: NONE	

8

7

6

5

4

3

2

1



D

C

B

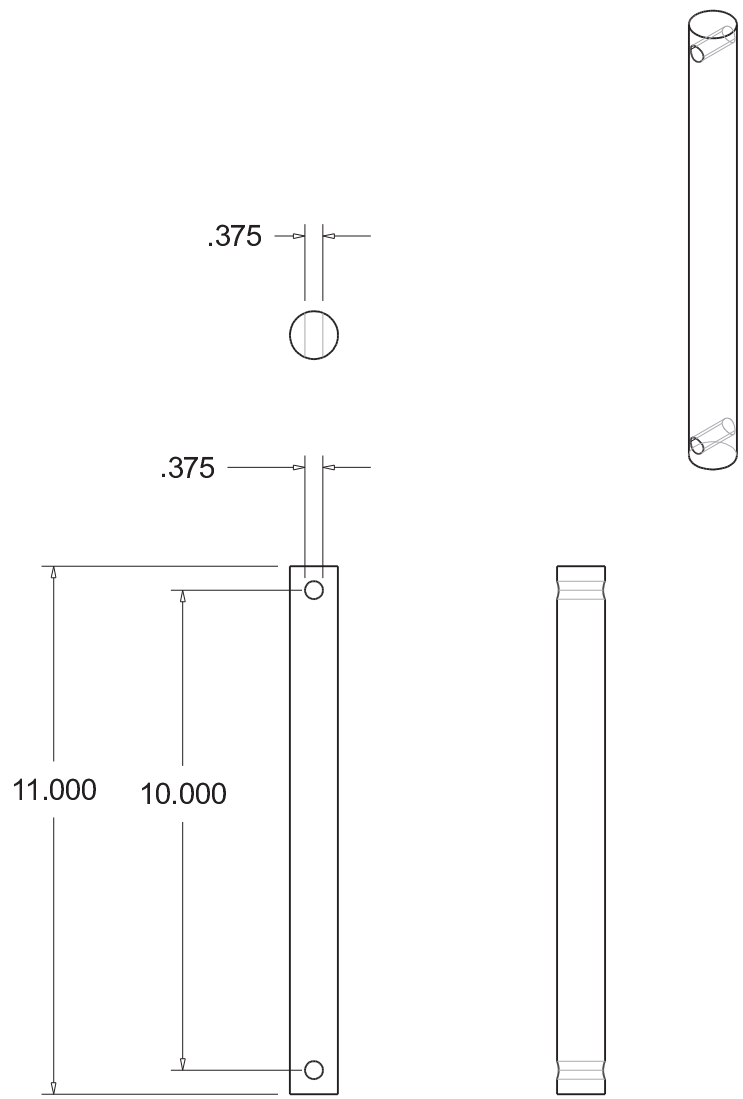
A

D


C

B

A

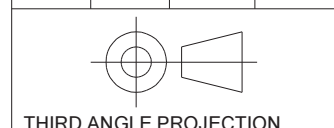


PLEASE PROCEED AT YOUR OWN RISK!  
 THESE DRAWINGS ARE MEANT TO DOCUMENT  
 PREVIOUS WORK AND PRESENT IDEAS ONLY;  
 THEY ARE NOT MEANT TO BE A COMPLETE GUIDE.  
 WORKING WITH ANY TOOLS, EQUIPMENT,  
 HYDRAULICS, ELECTRONICS, ETC. MAY  
 CAUSE SERIOUS INJURY OR DEATH.



LICENSE INFORMATION  
 ALL INFORMATION IS RELEASED UNDER THE OSE  
 LICENSE FOR DISTRIBUTIVE ECONOMICS. FOR  
 FURTHER INFORMATION GO TO:  
 OPENSOURCEECOLOGY.ORG/WIKI/LICENSE

	NAME	DATE		
DRAWN	RHB			
CHECKED				
APPR.				
UNLESS OTHERWISE SPECIFIED DIMENSIONS ARE IN INCHES				
ANGLES	.X	.XX	.XXX	
	+-.5	+-.1	+-.03	+-.005

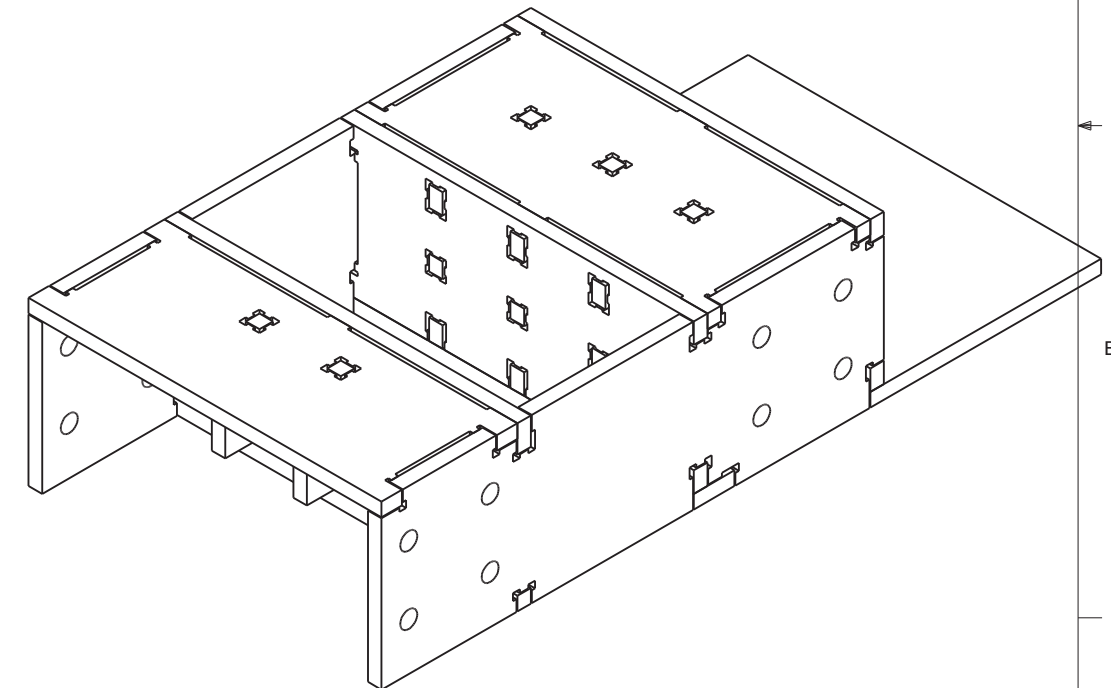
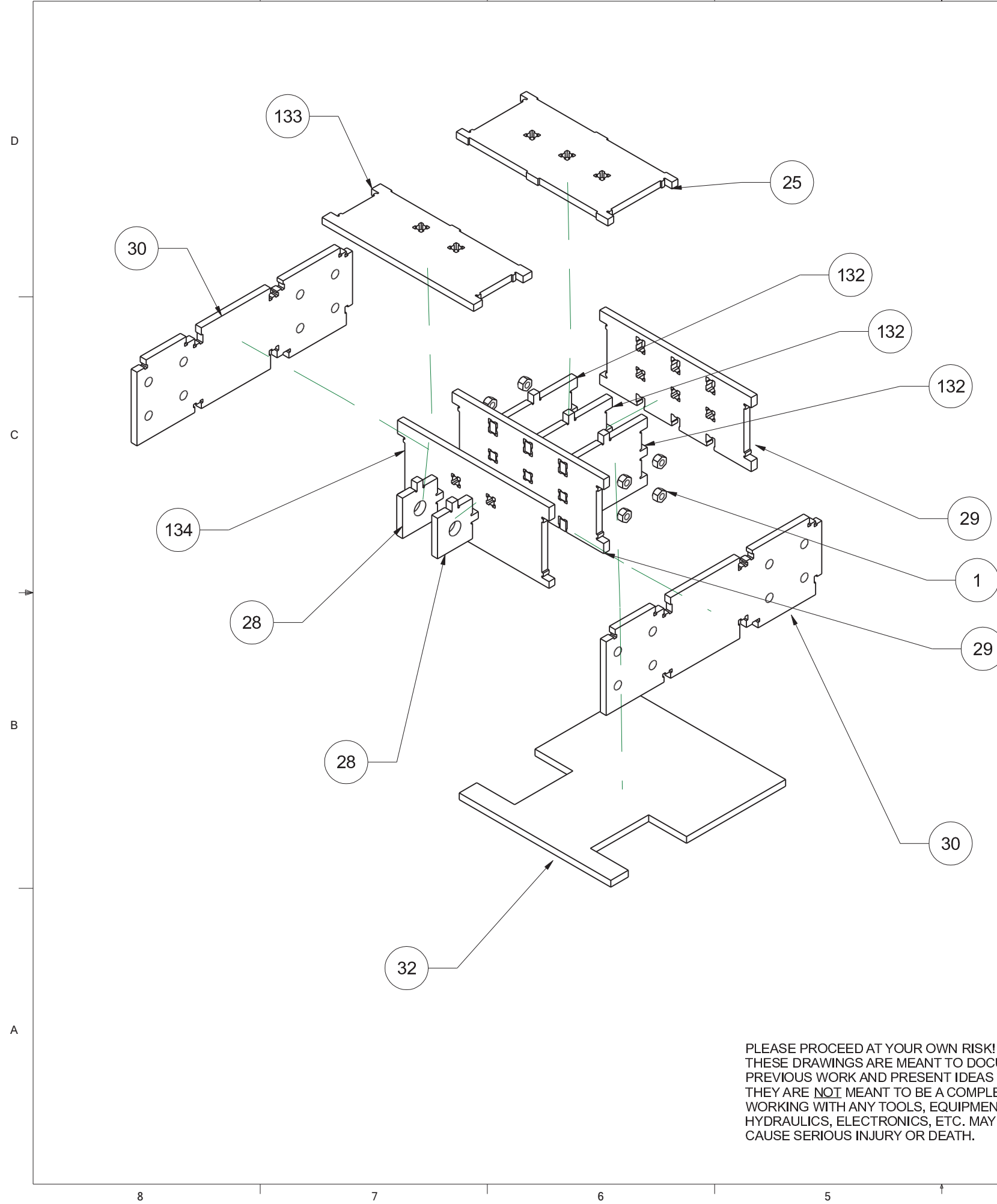


PROJECT: <b>CEB PRESS 5</b>	
DESCRIPTION: <b>1IN CR ROUND BAR X 11 PER DETAIL</b>	
SIZE <b>B</b>	DWG. NO. <b>01-103-00-0</b>
SCALE: NONE	WEIGHT:
	REV


8 7 6 5 4 3 2 1

8 7 6 5 4 3 2 1

Item Number	Quantity	Part Name	Description
1	8	.5 HN	1/2 HEX NUT
032	1	01-032-00-2 L-D1	L-D1
030	2	01-030-00-2 L-D2	L-D2
029	2	01-029-00-2 L-D3	L-D3
132	3	01-132-00-2 L-D4	L-D4
025	1	01-025-00-2 L-D5	L-D5
134	1	01-134-00-2 L-D6	L-D6
028	2	01-028-00-2 L-D9	L-D7
133	1	01-133-00-2 L-D8	L-D8



PLEASE PROCEED AT YOUR OWN RISK!  
 THESE DRAWINGS ARE MEANT TO DOCUMENT  
 PREVIOUS WORK AND PRESENT IDEAS ONLY;  
 THEY ARE NOT MEANT TO BE A COMPLETE GUIDE.  
 WORKING WITH ANY TOOLS, EQUIPMENT,  
 HYDRAULICS, ELECTRONICS, ETC. MAY  
 CAUSE SERIOUS INJURY OR DEATH.



LICENSE INFORMATION  
 ALL INFORMATION IS RELEASED UNDER THE OSE  
 LICENSE FOR DISTRIBUTIVE ECONOMICS. FOR  
 FURTHER INFORMATION GO TO:  
 OPENSOURCEECOLOGY.ORG/WIKI/LICENSE

NAME	DATE	PROJECT:	
RHB		CEB PRESS 6	
CHECKED		DESCRIPTION:	
APPR.		DRAWER ASSEMBLY	
UNLESS OTHERWISE SPECIFIED DIMENSIONS ARE IN INCHES			
ANGLES	.X	.XX	.XXX
+-.5	+-.1	+-.03	+-.005
THIRD ANGLE PROJECTION			

SIZE	DWG. NO.	REV
B	01-026-00-2	
SCALE: NONE	WEIGHT:	

8

7

6

5

4

3

2

1

D

D

C

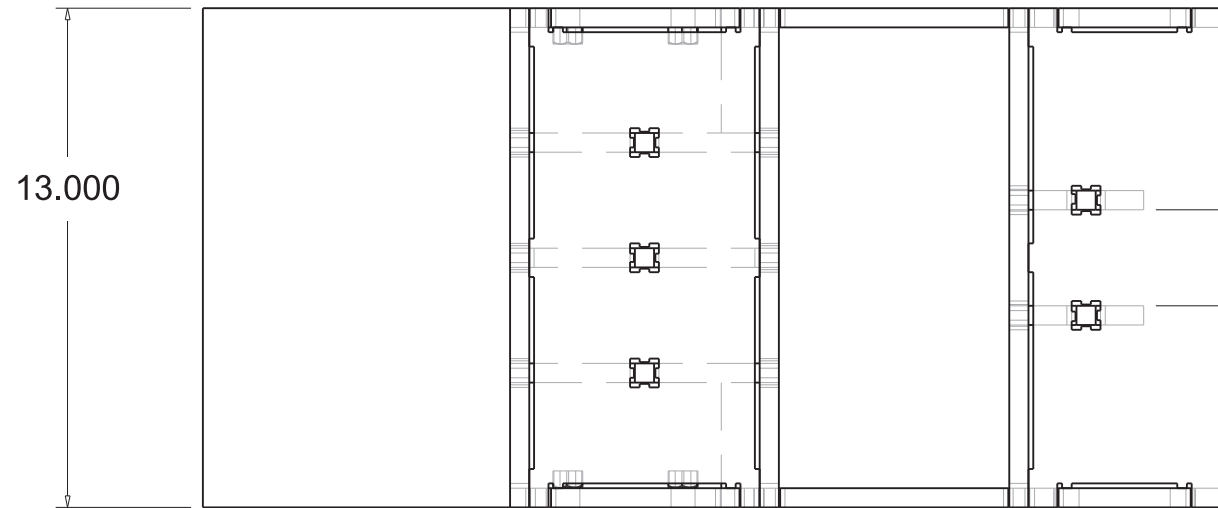
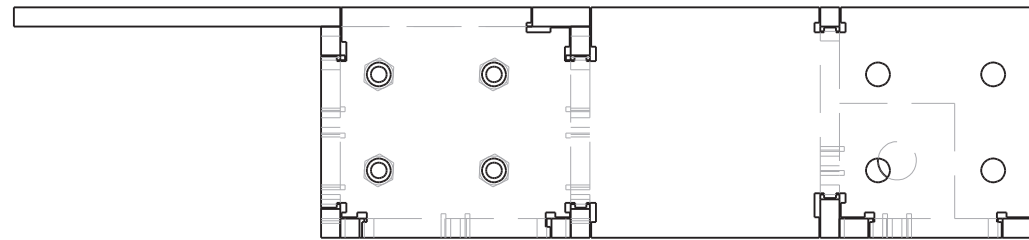
C

B

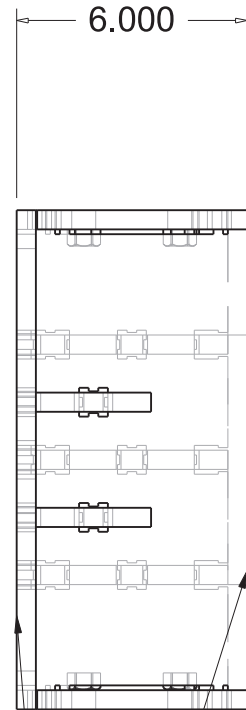
B

A

A



2.500  
WELD TABS WHILE ATTACHED TO CYLINDER CLEVIS



GRIND WELDS TOP AND BOTTOM

SIZE	DWG. NO.	REV
<b>B</b>	<b>01-026-00-2</b>	
CEB PRESS	SCALE: NONE	

8

7

6

5

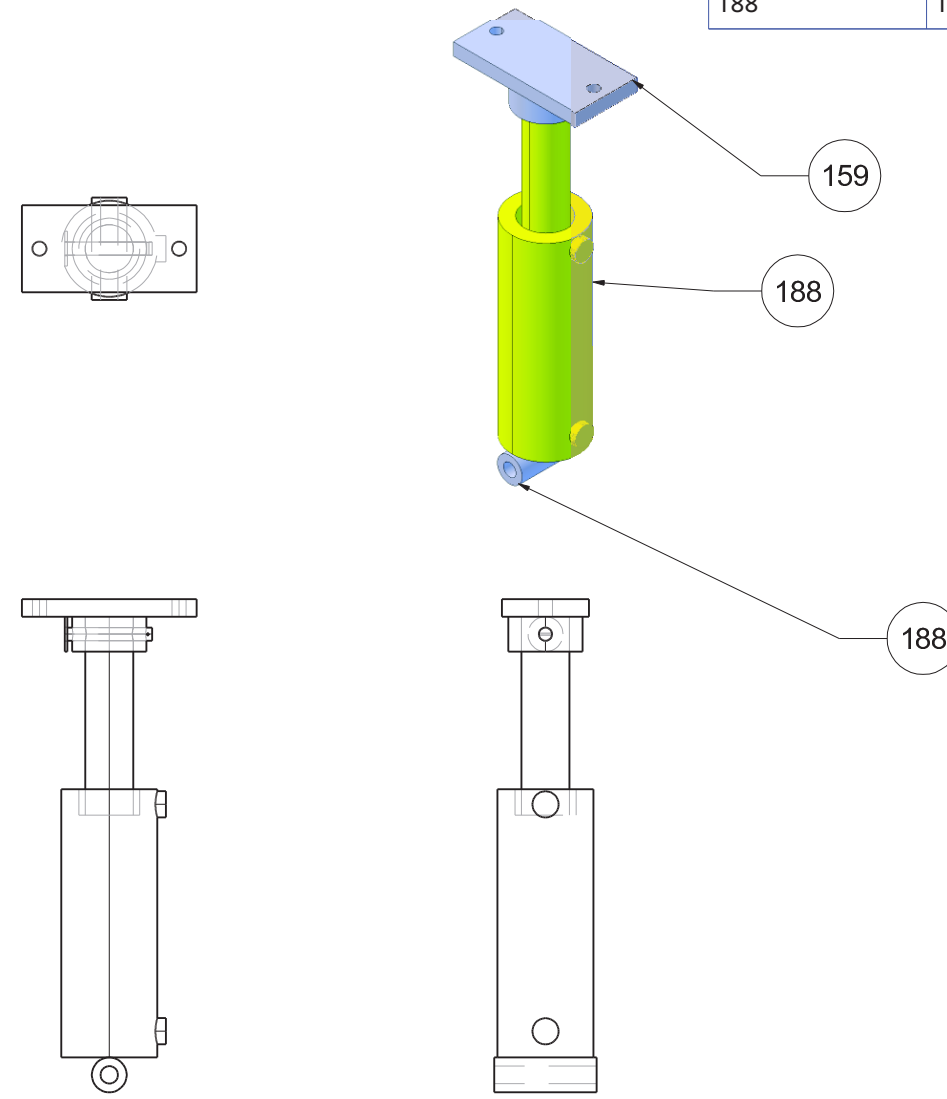
4

3


2

1

Item Number	Quantity	Part Name	Description	Product
157	1	01-157-00-0	PRESS FOOT PIN ASSEMBLY	SUBASSEMBLY
159	1	01-159-00-0	CYLINDER FOOT	SUBASSEMBLY
188	1	01-188-00-0 PMC-21012	PRESS CYLINDER WELDMENT	SUBASSEMBLY



PLEASE PROCEED AT YOUR OWN RISK!  
 THESE DRAWINGS ARE MEANT TO DOCUMENT  
 PREVIOUS WORK AND PRESENT IDEAS ONLY;  
 THEY ARE NOT MEANT TO BE A COMPLETE GUIDE.  
 WORKING WITH ANY TOOLS, EQUIPMENT,  
 HYDRAULICS, ELECTRONICS, ETC. MAY  
 CAUSE SERIOUS INJURY OR DEATH.

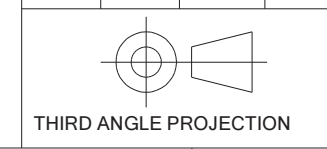


LICENSE INFORMATION  
 ALL INFORMATION IS RELEASED UNDER THE OSE  
 LICENSE FOR DISTRIBUTIVE ECONOMICS. FOR  
 FURTHER INFORMATION GO TO:  
[OPENSOURCEECOLOGY.ORG/WIKI/LICENSE](http://OPENSOURCEECOLOGY.ORG/WIKI/LICENSE)

	NAME	DATE
DRAWN	RHB	
CHECKED		
APPR.		

UNLESS OTHERWISE SPECIFIED  
 DIMENSIONS ARE IN INCHES

ANGLES	.X	.XX	.XXX
+-.5	+-.1	+-.03	+-.005

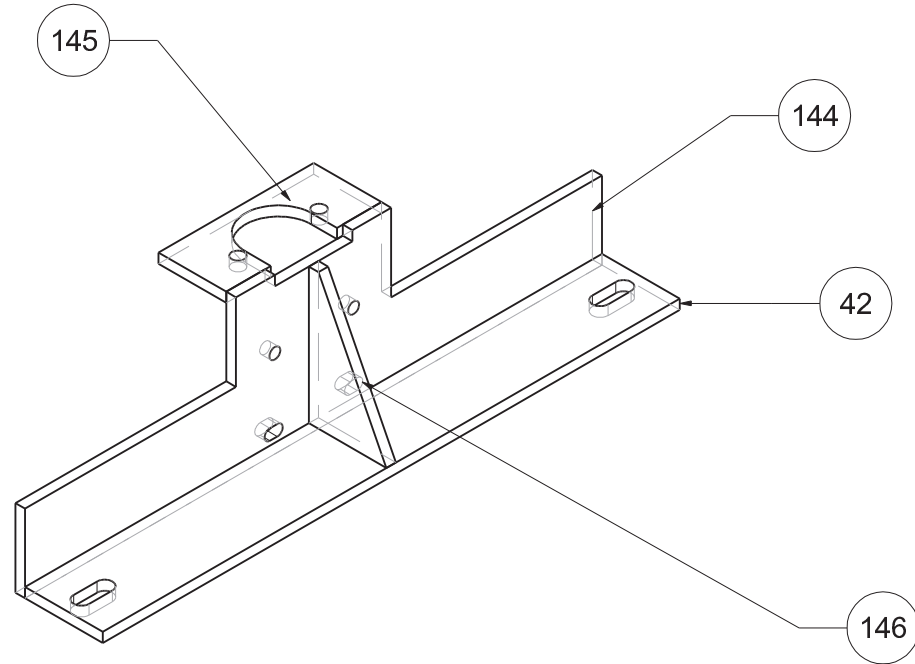
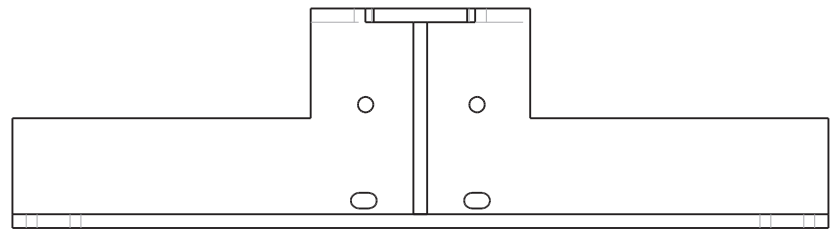
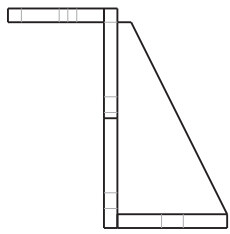
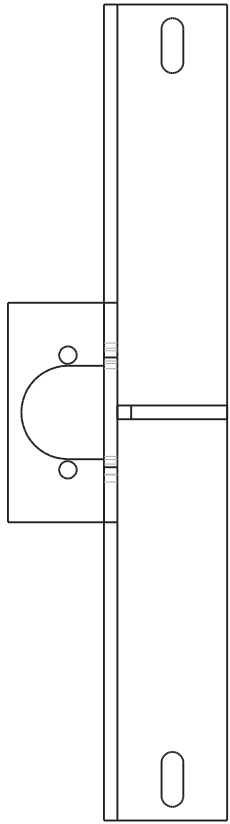


PROJECT: <b>CEB PRESS 6</b>	
DESCRIPTION: <b>PRESS CYLINDER ASSEMBLY</b>	
SIZE <b>B</b>	DWG. NO. <b>01-039-00-0</b>
SCALE: NONE	WEIGHT:
REV	


Item Number	Quantity	Part Name	Description
042	1	01-042-00-0 L-O2	L-O2
146	1	01-146-00-0 L-O5	L-O5
144	1	01-144-00-0 L-O3	L-O3
145	1	01-145-00-0 L-O4	L-O4

D  
C  
B  
A

D  
C  
B  
A

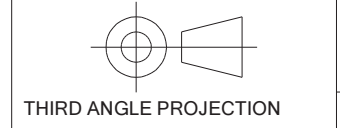


PLEASE PROCEED AT YOUR OWN RISK!  
 THESE DRAWINGS ARE MEANT TO DOCUMENT  
 PREVIOUS WORK AND PRESENT IDEAS ONLY;  
 THEY ARE NOT MEANT TO BE A COMPLETE GUIDE.  
 WORKING WITH ANY TOOLS, EQUIPMENT,  
 HYDRAULICS, ELECTRONICS, ETC. MAY  
 CAUSE SERIOUS INJURY OR DEATH.



LICENSE INFORMATION  
 ALL INFORMATION IS RELEASED UNDER THE OSE  
 LICENSE FOR DISTRIBUTIVE ECONOMICS. FOR  
 FURTHER INFORMATION GO TO:  
 OPENSOURCEECOLOGY.ORG/WIKI/LICENSE

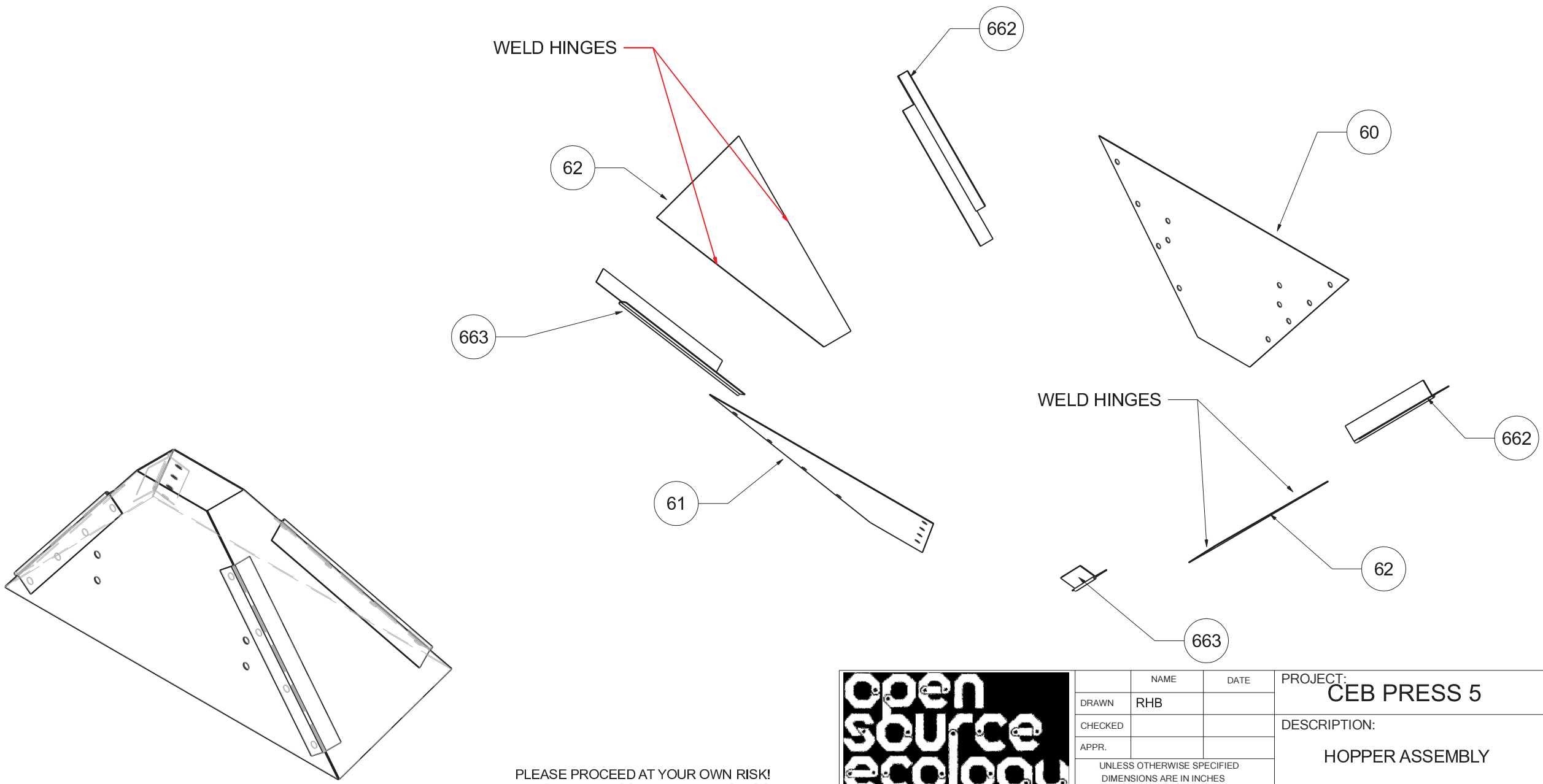
	NAME	DATE		
DRAWN	RHB			
CHECKED				
APPR.				
UNLESS OTHERWISE SPECIFIED DIMENSIONS ARE IN INCHES				
ANGLES	.X	.XX	.XXX	
	+-.5	+-.1	+-.03	+-.005




PROJECT: <b>CEB PRESS 5</b>	
DESCRIPTION: <b>SHAKER FRAME ASSEMBLY</b>	
SIZE <b>B</b>	DWG. NO. <b>01-048-00-0</b>
SCALE: NONE	WEIGHT:
REV	

8 7 6 5 4 3 2 1

Item Number	Quantity	Part Name	Description
60	1	01-060-00-0 L-H2	L-H2
61	1	01-061-00-0 L-H3	L-H3
062	2	01-062-00-0 L-H1	L-H1
0662	2	01-066-02-0	MCMASTER 15665A618 PIANO HINGE
0663	2	01-066-03-0	MCMASTER 15665A618 PIANO HINGE



PLEASE PROCEED AT YOUR OWN RISK!  
 THESE DRAWINGS ARE MEANT TO DOCUMENT  
 PREVIOUS WORK AND PRESENT IDEAS ONLY;  
 THEY ARE NOT MEANT TO BE A COMPLETE GUIDE.  
 WORKING WITH ANY TOOLS, EQUIPMENT,  
 HYDRAULICS, ELECTRONICS, ETC. MAY  
 CAUSE SERIOUS INJURY OR DEATH.



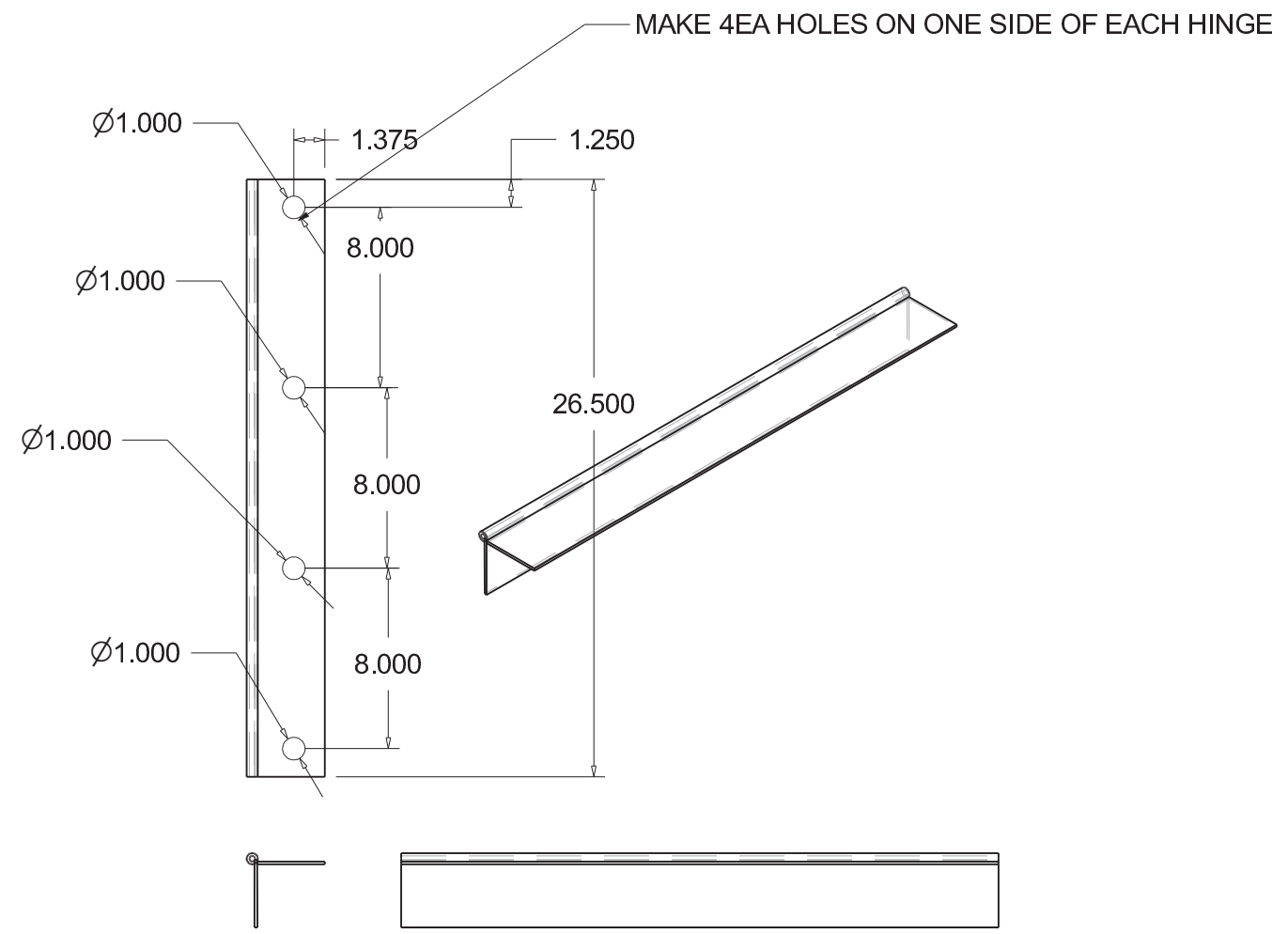
LICENSE INFORMATION  
 ALL INFORMATION IS RELEASED UNDER THE OSE  
 LICENSE FOR DISTRIBUTIVE ECONOMICS. FOR  
 FURTHER INFORMATION GO TO:  
 OPENSOURCEECOLOGY.ORG/WIKI/LICENSE

	NAME	DATE	PROJECT:	
DRAWN	RHB		CEB PRESS 5	
CHECKED			DESCRIPTION:	
APPR.			HOPPER ASSEMBLY	
UNLESS OTHERWISE SPECIFIED DIMENSIONS ARE IN INCHES				
ANGLES	.X	.XX	.XXX	
	+-.5	+-.1	+-.03	+-.005
THIRD ANGLE PROJECTION				


SIZE	DWG. NO.	REV
<b>B</b>	<b>01-063-00-0</b>	
SCALE: NONE	WEIGHT:	

D  
C  
B  
A

D  
C  
B  
A



PLEASE PROCEED AT YOUR OWN RISK!  
 THESE DRAWINGS ARE MEANT TO DOCUMENT  
 PREVIOUS WORK AND PRESENT IDEAS ONLY;  
 THEY ARE NOT MEANT TO BE A COMPLETE GUIDE.  
 WORKING WITH ANY TOOLS, EQUIPMENT,  
 HYDRAULICS, ELECTRONICS, ETC. MAY  
 CAUSE SERIOUS INJURY OR DEATH.

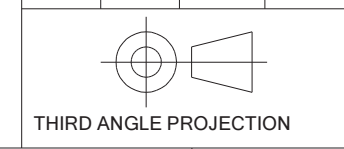


LICENSE INFORMATION  
 ALL INFORMATION IS RELEASED UNDER THE OSE  
 LICENSE FOR DISTRIBUTIVE ECONOMICS. FOR  
 FURTHER INFORMATION GO TO:  
 OPENSOURCEECOLOGY.ORG/WIKI/LICENSE

	NAME	DATE	
DRAWN	RHB		
CHECKED			
APPR.			
UNLESS OTHERWISE SPECIFIED DIMENSIONS ARE IN INCHES			
ANGLES	.X	.XX	.XXX
	+-.5	+-.1	+-.03 +-.005

PROJECT:  
**CEB PRESS 5**

DESCRIPTION:  
**MCMASTER 15665A618 PIANO HINGE**



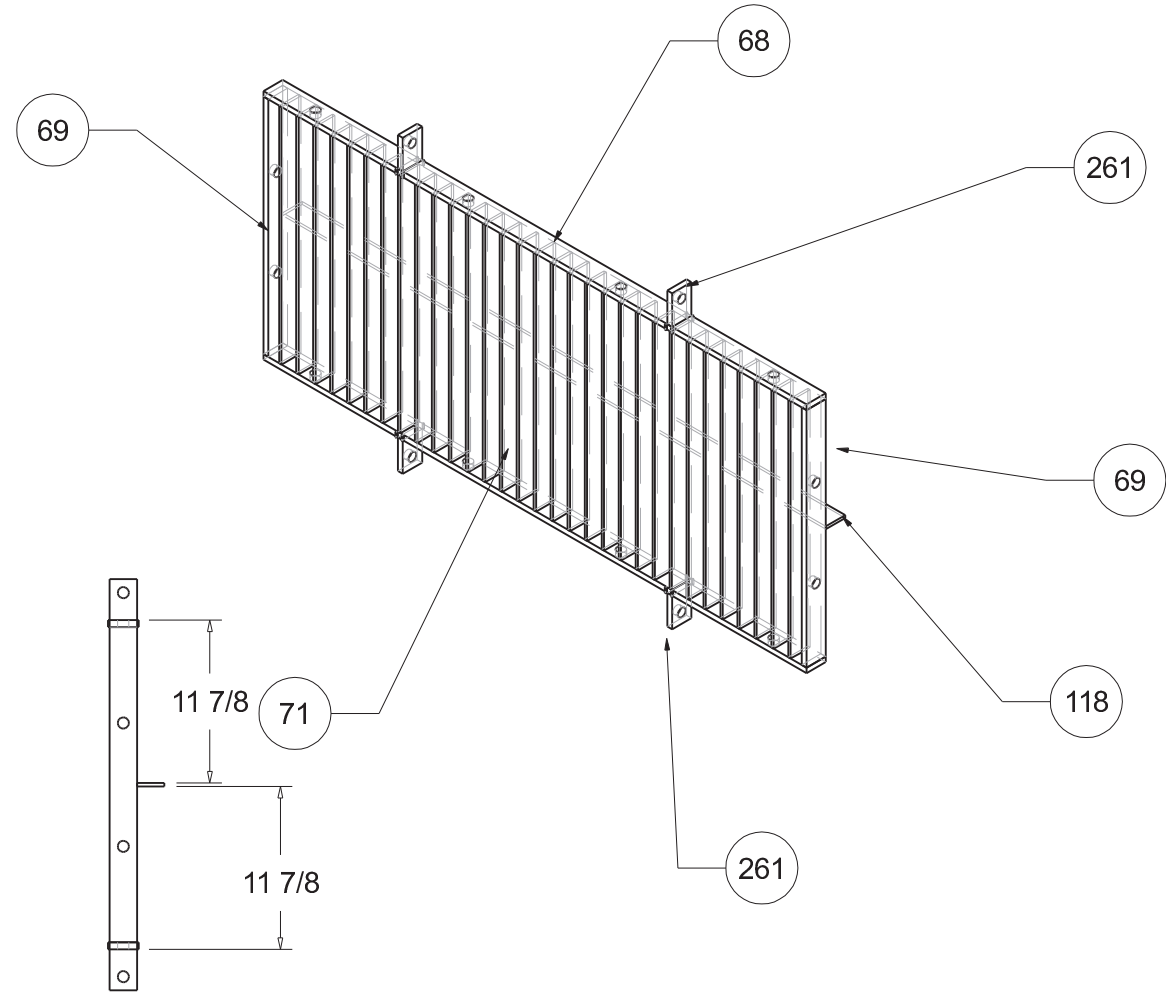
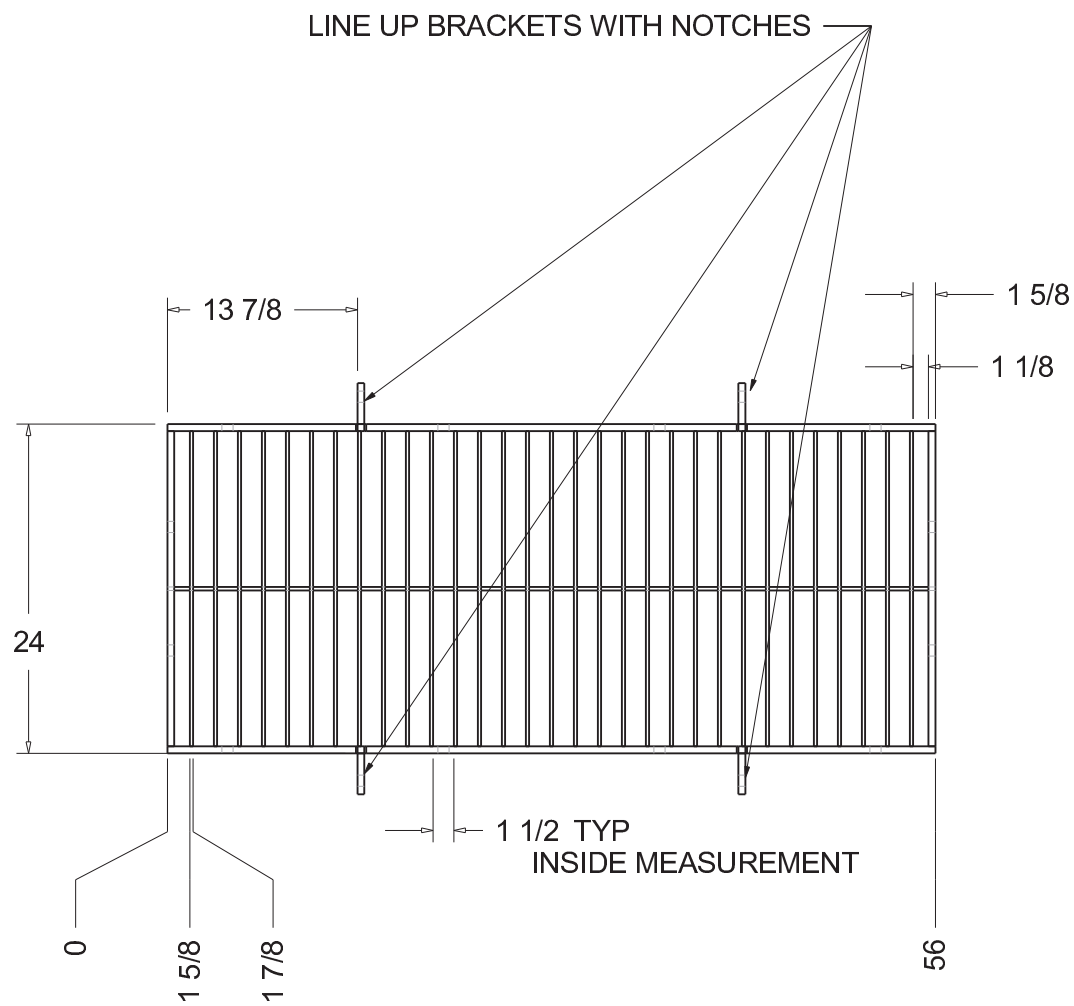
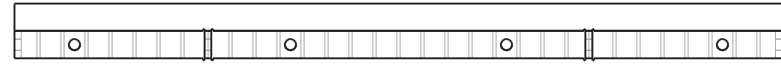
SIZE	DWG. NO.	REV
<b>B</b>	<b>01-066-02-0</b>	

SCALE: NONE    WEIGHT:


8 7 6 5 4 3 2 1

8 7 6 5 4 3 2 1

Item Number	Quantity	Part Name	Description
068	2	01-068-00-0 L-G2	L-G2
069	2	01-069-00-0 L-G1	L-G1
071	31	01-071-00-0	1/4 X 2 HR FLAT BAR X 23
118	1	01-118-00-0	1/4 X 2 HR FLAT X 56
261	4	01-261-00-0 L-G3	L-G3

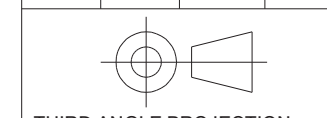


PLEASE PROCEED AT YOUR OWN RISK!  
 THESE DRAWINGS ARE MEANT TO DOCUMENT  
 PREVIOUS WORK AND PRESENT IDEAS ONLY;  
 THEY ARE NOT MEANT TO BE A COMPLETE GUIDE.  
 WORKING WITH ANY TOOLS, EQUIPMENT,  
 HYDRAULICS, ELECTRONICS, ETC. MAY  
 CAUSE SERIOUS INJURY OR DEATH.



LICENSE INFORMATION  
 ALL INFORMATION IS RELEASED UNDER THE OSE  
 LICENSE FOR DISTRIBUTIVE ECONOMICS. FOR  
 FURTHER INFORMATION GO TO:  
 OPENSOURCEECOLOGY.ORG/WIKI/LICENSE

NAME	DATE
RHB	
CHECKED	
APPR.	
UNLESS OTHERWISE SPECIFIED DIMENSIONS ARE IN INCHES	
ANGLES	.X .XX .XXX
+-.5	+-.1 +-.03 +-.005

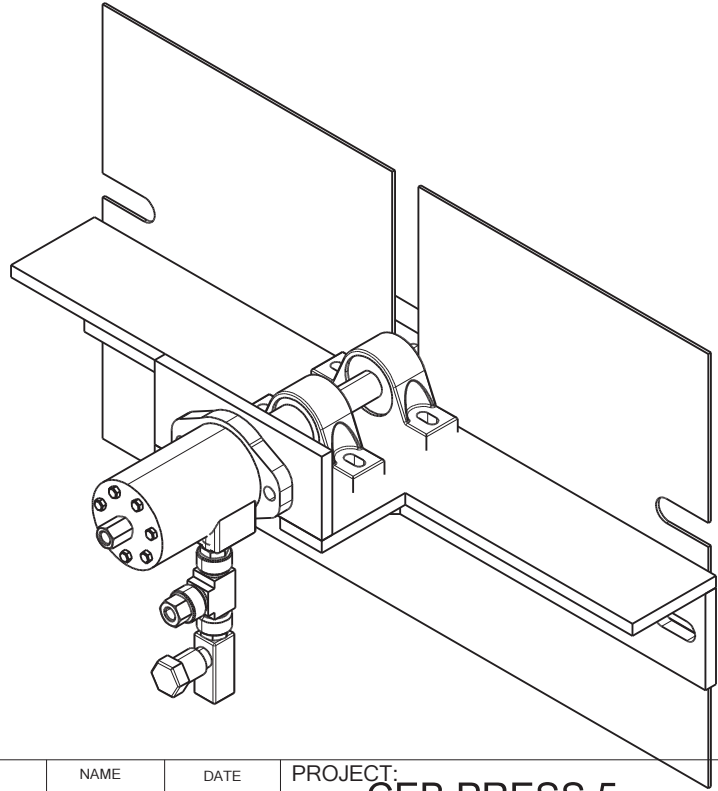
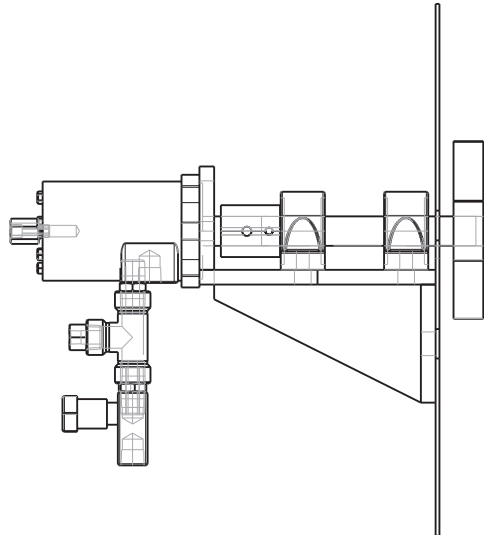
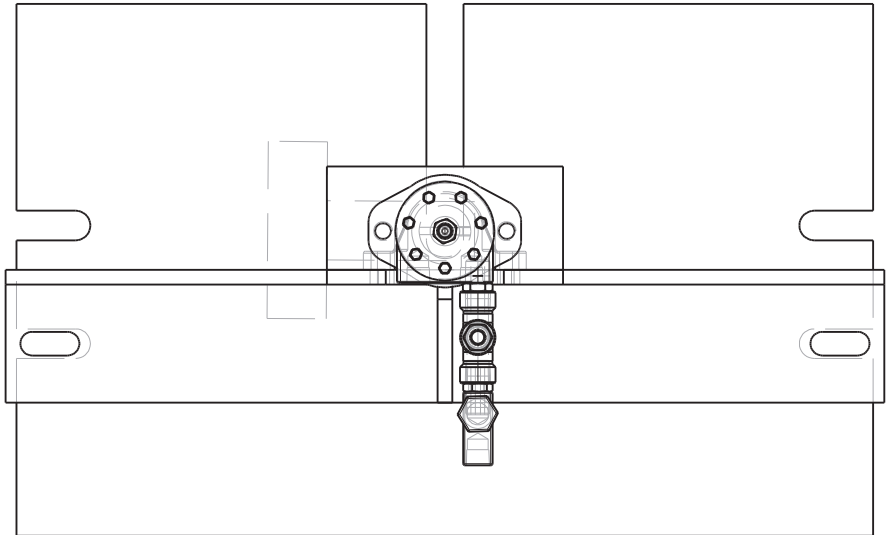
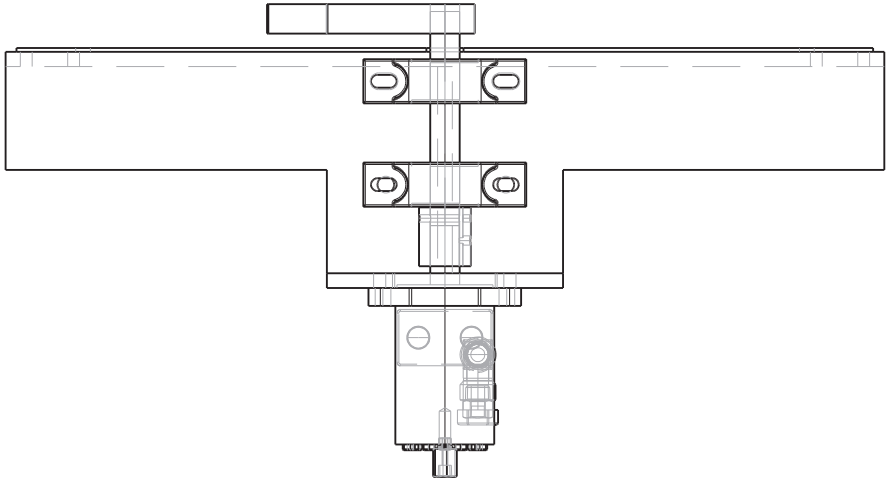


THIRD ANGLE PROJECTION


PROJECT: <b>CEB PRESS 5</b>	
DESCRIPTION: <b>GRATE ASSEMBLY</b>	
SIZE <b>B</b>	DWG. NO. <b>01-070-00-0</b>
SCALE: NONE	WEIGHT:
REV	



Item Number	Quantity	Part Name	Description	Product
074	1	01-074-00-0 L-H6	L-H6	
078	2	01-078-00-0	SURPLUS CENTER 1-205-16-P-C	
085	1	01-085-00-0	surplus center 1-1563-E shaft coupler	
191	1	01-191-00-0	<a href="https://www.surpluscenter.com/item.asp?item=97077">https://www.surpluscenter.com/item.asp?item=97077</a>	
204	1	204 - SS-4-SAE-7_4_2		
205	1	205 - SS-8-T_3		
206	2	206 - Male Hex Nipple, NPT_SS-8-HN_1_2		
207	1	207 - SS-4-SAE-7_4_3		
208	1	208 - SS-8-RB-4		
209	1	209 - Control Valve - 0.5NPTF		
048	1	01-048-00-0	SHAKER FRAME ASSEMBLY	SUBASSEMBLY
077	1	01-077-00-0	SHAKER WEIGHT ASSEMBLY	SUBASSEMBLY



PLEASE PROCEED AT YOUR OWN RISK!  
 THESE DRAWINGS ARE MEANT TO DOCUMENT  
 PREVIOUS WORK AND PRESENT IDEAS ONLY;  
 THEY ARE NOT MEANT TO BE A COMPLETE GUIDE.  
 WORKING WITH ANY TOOLS, EQUIPMENT,  
 HYDRAULICS, ELECTRONICS, ETC. MAY  
 CAUSE SERIOUS INJURY OR DEATH.



LICENSE INFORMATION  
 ALL INFORMATION IS RELEASED UNDER THE OSE  
 LICENSE FOR DISTRIBUTIVE ECONOMICS. FOR  
 FURTHER INFORMATION GO TO:  
 OPENSOURCEECOLOGY.ORG/WIKI/LICENSE

	NAME	DATE
DRAWN	RHB	
CHECKED		
APPR.		

UNLESS OTHERWISE SPECIFIED  
 DIMENSIONS ARE IN INCHES

ANGLES	.X	.XX	.XXX
	±.5	±.1	±.03
			±.005



PROJECT: <b>CEB PRESS 5</b>		REV
DESCRIPTION: <b>SHAKER ASSEMBLY</b>		
SIZE <b>B</b>	DWG. NO. <b>01-076-00-0</b>	
SCALE: NONE	WEIGHT:	

8

7

6

5

4

3

2

1

D

D

C

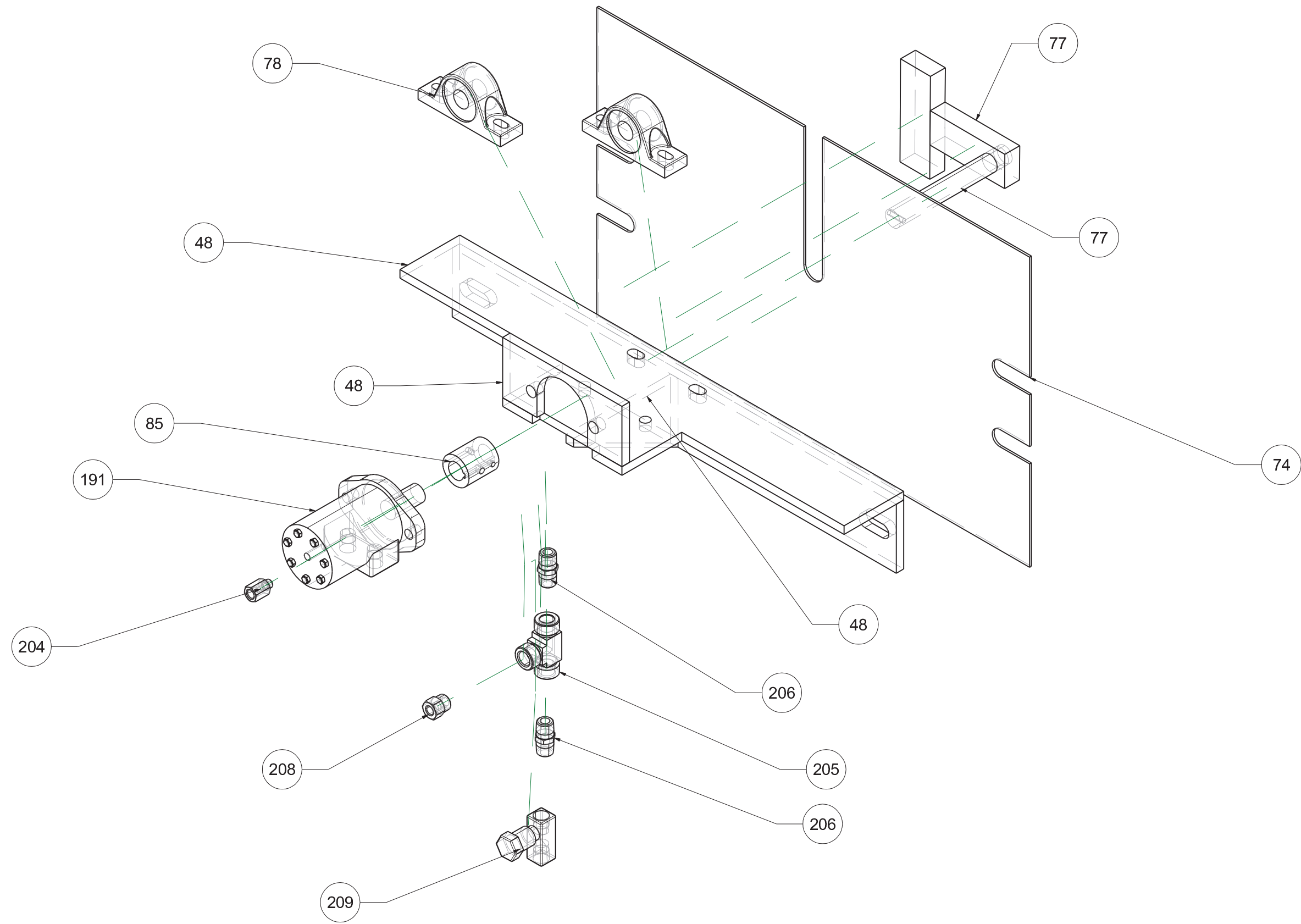
C

B

B

A

A



SIZE	DWG. NO.	REV
<b>B</b>	<b>01-076-00-0</b>	
CEB PRESS	SCALE: NONE	

8

7

6

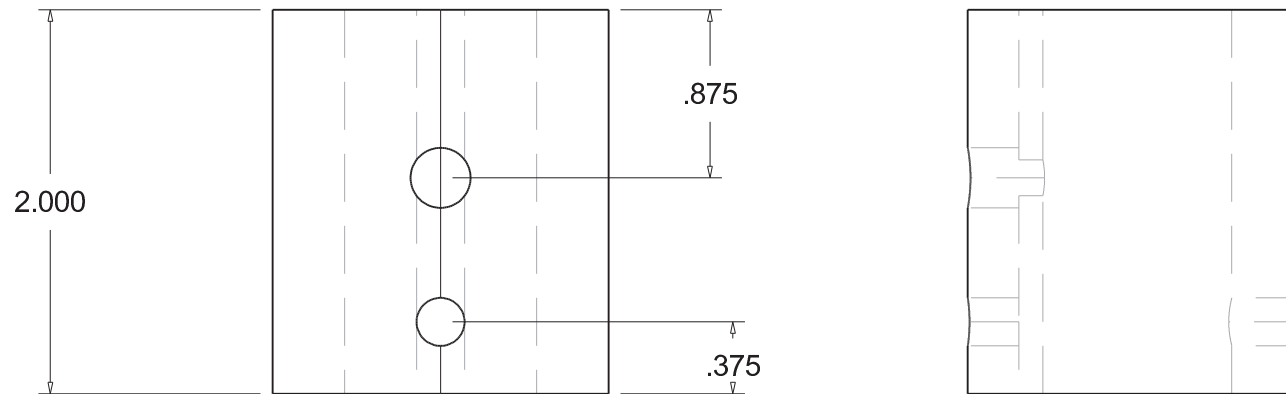
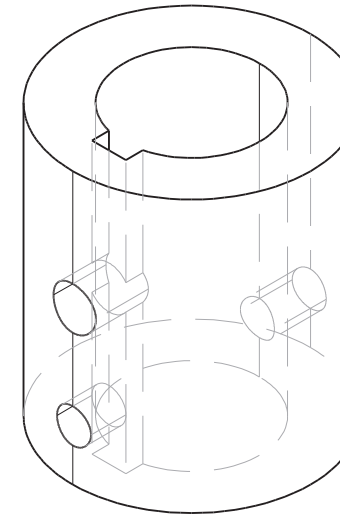
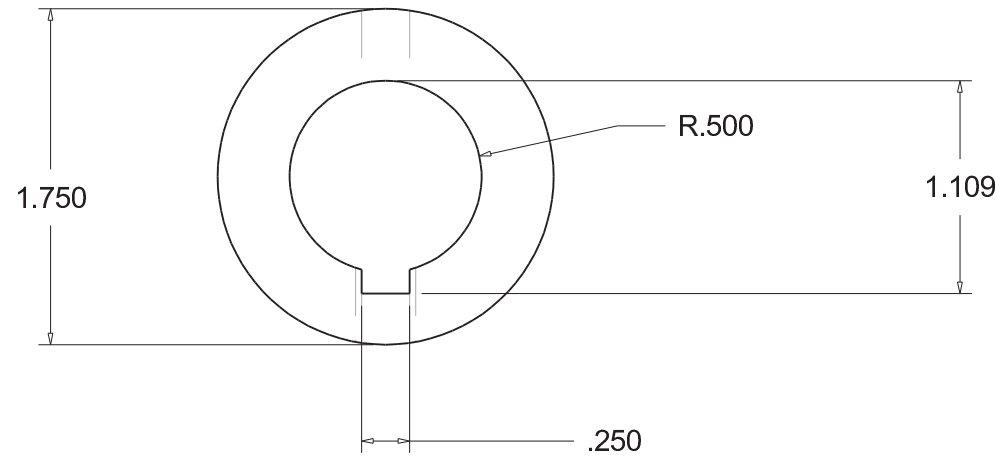
5

4


3

2

1

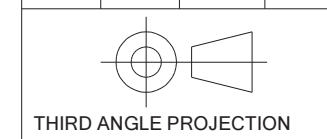


PLEASE PROCEED AT YOUR OWN RISK!  
 THESE DRAWINGS ARE MEANT TO DOCUMENT  
 PREVIOUS WORK AND PRESENT IDEAS ONLY;  
 THEY ARE NOT MEANT TO BE A COMPLETE GUIDE.  
 WORKING WITH ANY TOOLS, EQUIPMENT,  
 HYDRAULICS, ELECTRONICS, ETC. MAY  
 CAUSE SERIOUS INJURY OR DEATH.



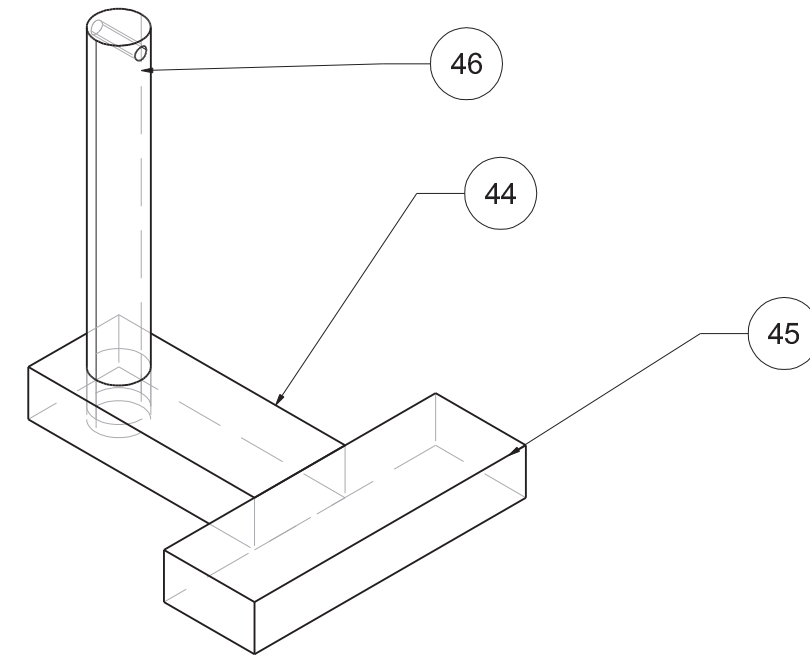
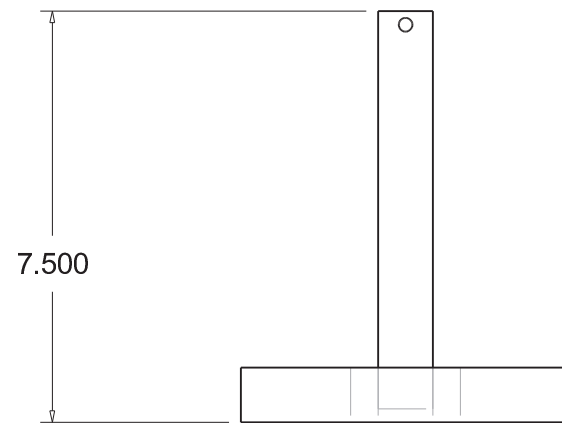
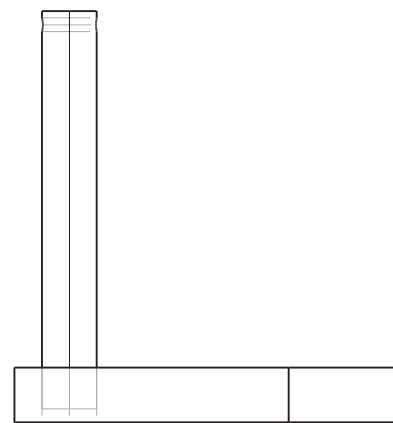
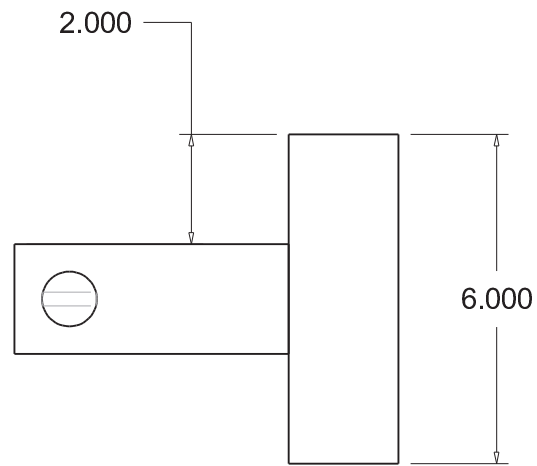
LICENSE INFORMATION  
 ALL INFORMATION IS RELEASED UNDER THE OSE  
 LICENSE FOR DISTRIBUTIVE ECONOMICS. FOR  
 FURTHER INFORMATION GO TO:  
 OPENSOURCEECOLOGY.ORG/WIKI/LICENSE

	NAME	DATE		
DRAWN	RHB			
CHECKED				
APPR.				
UNLESS OTHERWISE SPECIFIED DIMENSIONS ARE IN INCHES				
ANGLES	.X	.XX	.XXX	
	+-.5	+-.1	+-.03	+-.005




PROJECT: <b>CEB PRESS 5</b>	
DESCRIPTION: surplus center 1-1563-E shaft coupler	
SIZE <b>B</b>	DWG. NO. <b>01-085-00-0</b>
SCALE: NONE	WEIGHT:
REV	

Item Number	Quantity	Part Name	Description
044	1	01-044-00-0	1 X 2 STEEL FLAT X 5 PER DETAIL
045	1	01-045-00-0	1 X 2 STEEL FLAT X 3
046	1	01-046-00-0	1IN CR FLAT BAR X 7-1/4 PER DETAIL



PLEASE PROCEED AT YOUR OWN RISK!  
 THESE DRAWINGS ARE MEANT TO DOCUMENT  
 PREVIOUS WORK AND PRESENT IDEAS ONLY;  
 THEY ARE NOT MEANT TO BE A COMPLETE GUIDE.  
 WORKING WITH ANY TOOLS, EQUIPMENT,  
 HYDRAULICS, ELECTRONICS, ETC. MAY  
 CAUSE SERIOUS INJURY OR DEATH.

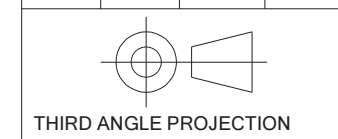


LICENSE INFORMATION  
 ALL INFORMATION IS RELEASED UNDER THE OSE  
 LICENSE FOR DISTRIBUTIVE ECONOMICS. FOR  
 FURTHER INFORMATION GO TO:  
 OPENSOURCEECOLOGY.ORG/WIKI/LICENSE

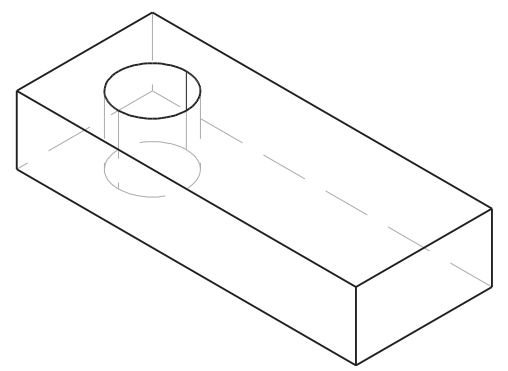
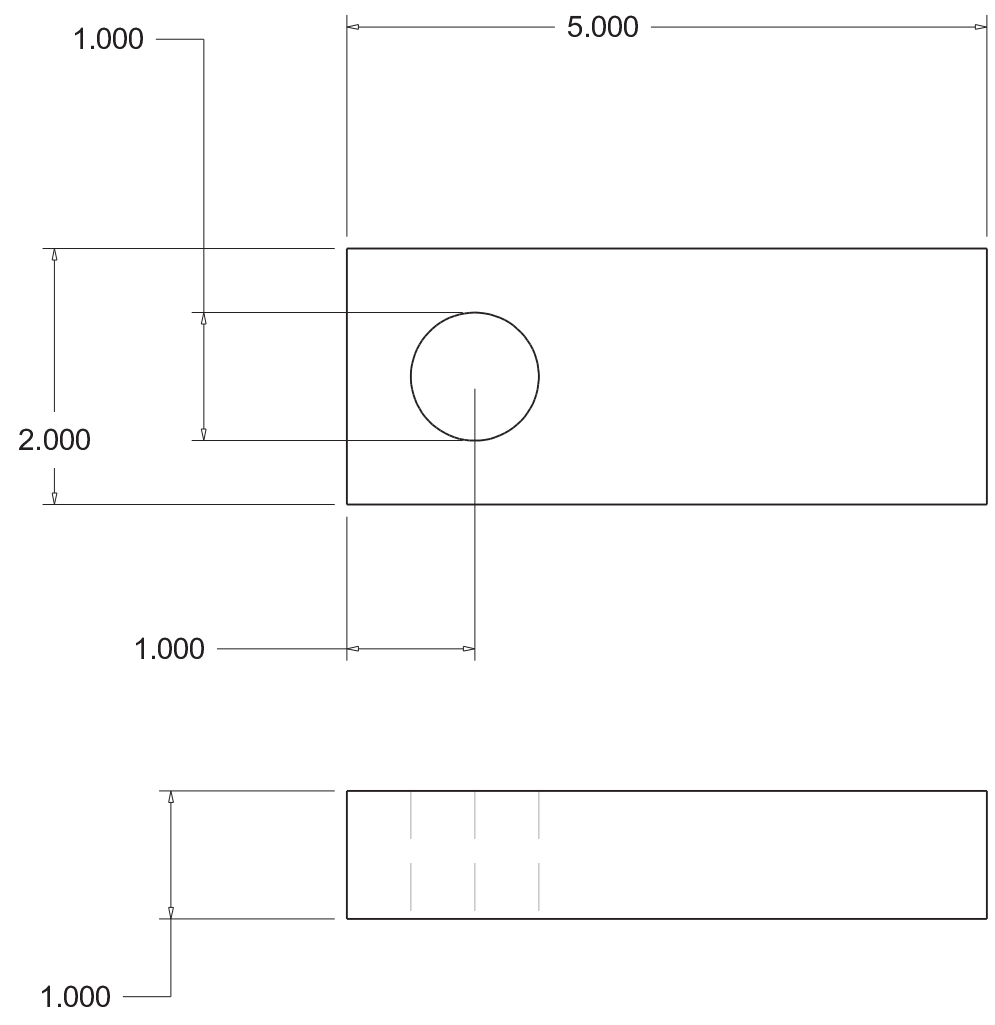
	NAME	DATE
DRAWN	RHB	
CHECKED		
APPR.		

UNLESS OTHERWISE SPECIFIED  
 DIMENSIONS ARE IN INCHES


ANGLES	.X	.XX	.XXX
+-.5	+-.1	+-.03	+-.005



PROJECT: <b>CEB PRESS 5</b>	
DESCRIPTION: <b>SHAKER WEIGHT ASSEMBLY</b>	
SIZE <b>B</b>	DWG. NO. <b>01-077-00-0</b>
SCALE: NONE	WEIGHT:

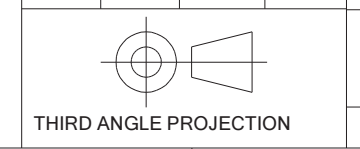


PLEASE PROCEED AT YOUR OWN RISK!  
 THESE DRAWINGS ARE MEANT TO DOCUMENT  
 PREVIOUS WORK AND PRESENT IDEAS ONLY;  
 THEY ARE NOT MEANT TO BE A COMPLETE GUIDE.  
 WORKING WITH ANY TOOLS, EQUIPMENT,  
 HYDRAULICS, ELECTRONICS, ETC. MAY  
 CAUSE SERIOUS INJURY OR DEATH.



LICENSE INFORMATION  
 ALL INFORMATION IS RELEASED UNDER THE OSE  
 LICENSE FOR DISTRIBUTIVE ECONOMICS. FOR  
 FURTHER INFORMATION GO TO:  
 OPENSOURCEECOLOGY.ORG/WIKI/LICENSE

	NAME	DATE		
DRAWN	RHB			
CHECKED				
APPR.				
UNLESS OTHERWISE SPECIFIED DIMENSIONS ARE IN INCHES				
ANGLES	.X	.XX	.XXX	
	+-.5	+-.1	+-.03	+-.005



PROJECT: <b>CEB PRESS 5</b>	
DESCRIPTION: <b>1 X 2 STEEL FLAT X 5 PER DETAIL</b>	
SIZE <b>B</b>	DWG. NO. <b>01-044-00-0</b>
SCALE: NONE	WEIGHT:
	REV

D

C

B

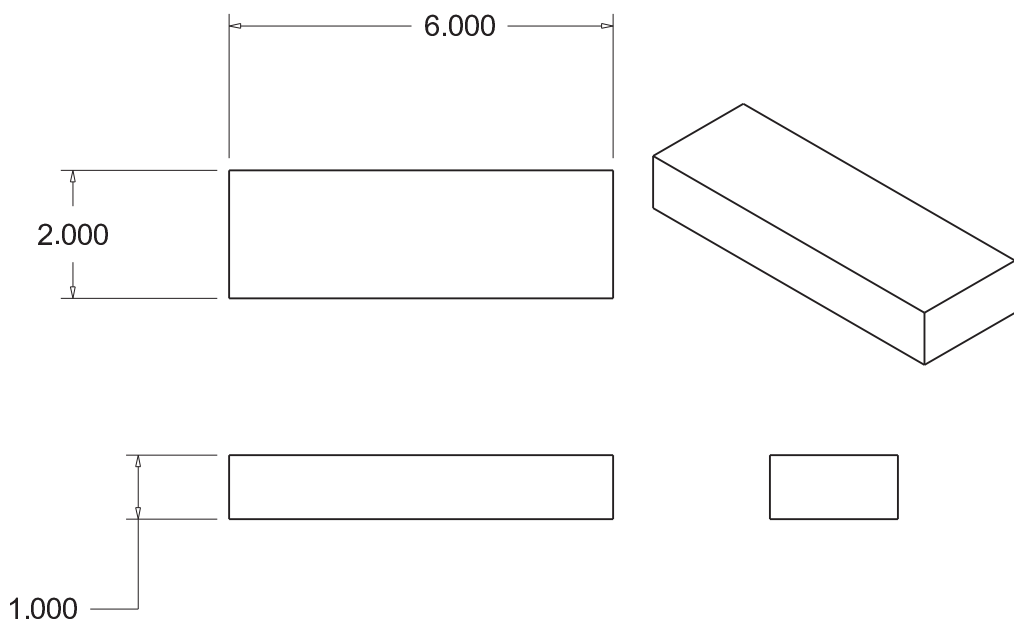
A

D


C

B

A

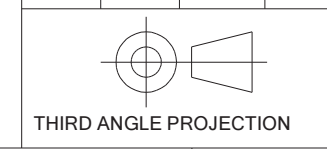


PLEASE PROCEED AT YOUR OWN RISK!  
 THESE DRAWINGS ARE MEANT TO DOCUMENT  
 PREVIOUS WORK AND PRESENT IDEAS ONLY;  
 THEY ARE NOT MEANT TO BE A COMPLETE GUIDE.  
 WORKING WITH ANY TOOLS, EQUIPMENT,  
 HYDRAULICS, ELECTRONICS, ETC. MAY  
 CAUSE SERIOUS INJURY OR DEATH.



LICENSE INFORMATION  
 ALL INFORMATION IS RELEASED UNDER THE OSE  
 LICENSE FOR DISTRIBUTIVE ECONOMICS. FOR  
 FURTHER INFORMATION GO TO:  
 OPENSOURCEECOLOGY.ORG/WIKI/LICENSE

	NAME	DATE		
DRAWN	RHB			
CHECKED				
APPR.				
UNLESS OTHERWISE SPECIFIED DIMENSIONS ARE IN INCHES				
ANGLES	.X	.XX	.XXX	
	+-.5	+-.1	+-.03	+-.005



PROJECT: <b>CEB PRESS 5</b>	
DESCRIPTION: <b>1 X 2 STEEL FLAT X 3</b>	
SIZE <b>B</b>	DWG. NO. <b>01-045-00-0</b>
SCALE: NONE	WEIGHT:
	REV

8 7 6 5 4 3 2 1

8 7 6 5 4 3 2 1

D

C

B


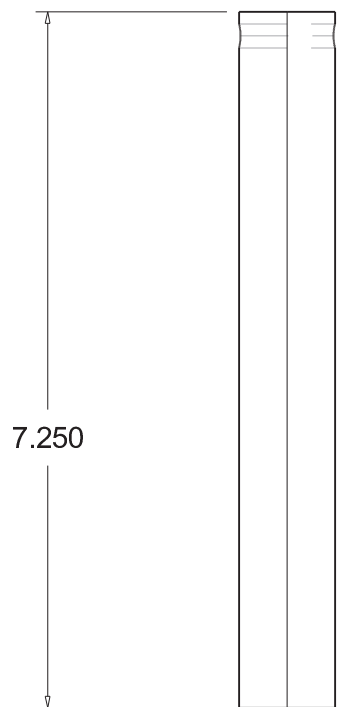
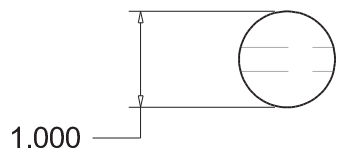
A

D


C

B

A

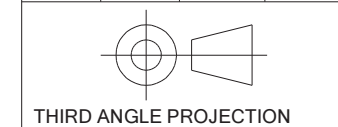


PLEASE PROCEED AT YOUR OWN RISK!  
 THESE DRAWINGS ARE MEANT TO DOCUMENT  
 PREVIOUS WORK AND PRESENT IDEAS ONLY;  
 THEY ARE NOT MEANT TO BE A COMPLETE GUIDE.  
 WORKING WITH ANY TOOLS, EQUIPMENT,  
 HYDRAULICS, ELECTRONICS, ETC. MAY  
 CAUSE SERIOUS INJURY OR DEATH.



LICENSE INFORMATION  
 ALL INFORMATION IS RELEASED UNDER THE OSE  
 LICENSE FOR DISTRIBUTIVE ECONOMICS. FOR  
 FURTHER INFORMATION GO TO:  
 OPENSOURCEECOLOGY.ORG/WIKI/LICENSE

	NAME	DATE	
DRAWN	RHB		
CHECKED			
APPR.			
UNLESS OTHERWISE SPECIFIED DIMENSIONS ARE IN INCHES			
ANGLES	.X	.XX	.XXX
	+-.5	+-.1	+-.03 +-.005



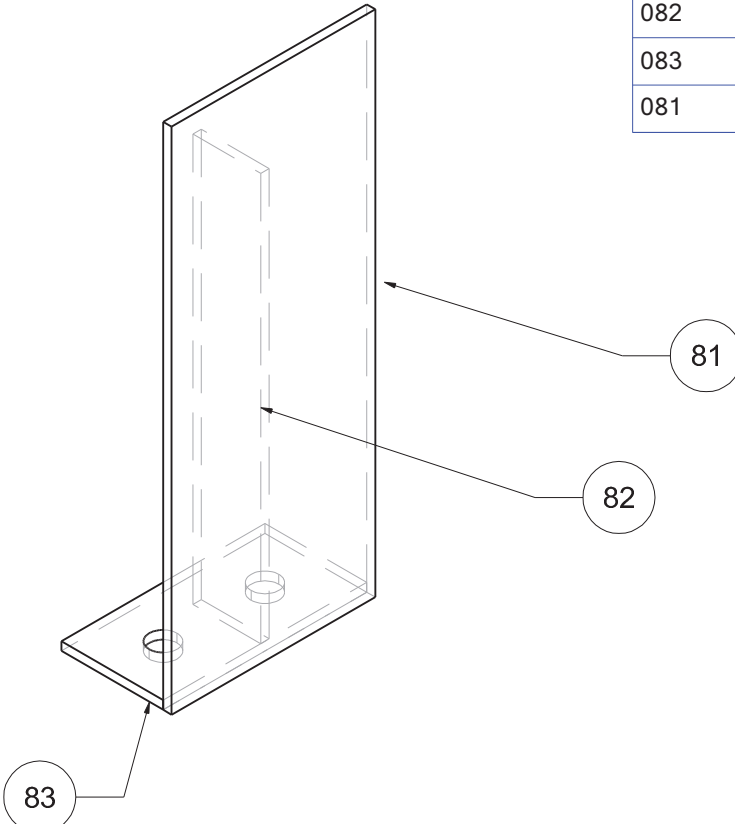
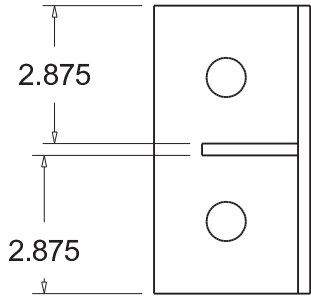


PROJECT: <b>CEB PRESS 5</b>	
DESCRIPTION: <b>1IN CR FLAT BAR X 7-1/4 PER DETAIL</b>	
SIZE <b>B</b>	DWG. NO. <b>01-046-00-0</b>
SCALE: NONE	WEIGHT:
REV	


8 7 6 5 4 3 2 1

8 7 6 5 4 3 2 1

Item Number	Quantity	Part Name	Description
082	1	01-082-00-0 L-Q8	L-Q8
083	1	01-083-00-0 L-Q7	L-Q7
081	1	01-081-00-0 L-Q6	L-Q6



PLEASE PROCEED AT YOUR OWN RISK!  
 THESE DRAWINGS ARE MEANT TO DOCUMENT  
 PREVIOUS WORK AND PRESENT IDEAS ONLY;  
 THEY ARE NOT MEANT TO BE A COMPLETE GUIDE.  
 WORKING WITH ANY TOOLS, EQUIPMENT,  
 HYDRAULICS, ELECTRONICS, ETC. MAY  
 CAUSE SERIOUS INJURY OR DEATH.

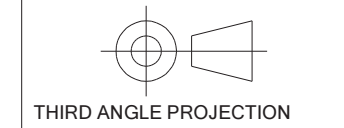


LICENSE INFORMATION  
 ALL INFORMATION IS RELEASED UNDER THE OSE  
 LICENSE FOR DISTRIBUTIVE ECONOMICS. FOR  
 FURTHER INFORMATION GO TO:  
[OPENSOURCEECOLOGY.ORG/WIKI/LICENSE](https://opensourceecology.org/wiki/license)

	NAME	DATE
DRAWN	RHB	
CHECKED		
APPR.		

UNLESS OTHERWISE SPECIFIED  
 DIMENSIONS ARE IN INCHES

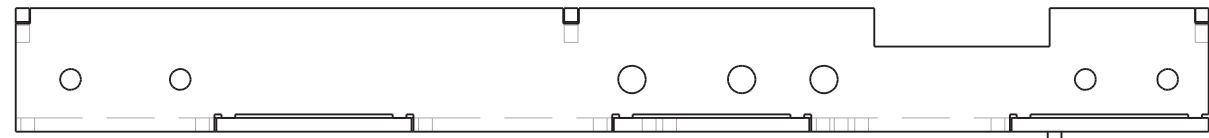
ANGLES	.X	.XX	.XXX
	+-.5	+-.1	+-.03
			+-.005



PROJECT: <b>CEB PRESS 5</b>	
DESCRIPTION: <b>CONTROLLER MOUNT WELDMENT</b>	
SIZE <b>B</b>	DWG. NO. <b>01-084-00-0</b>
SCALE: NONE	WEIGHT:
REV	

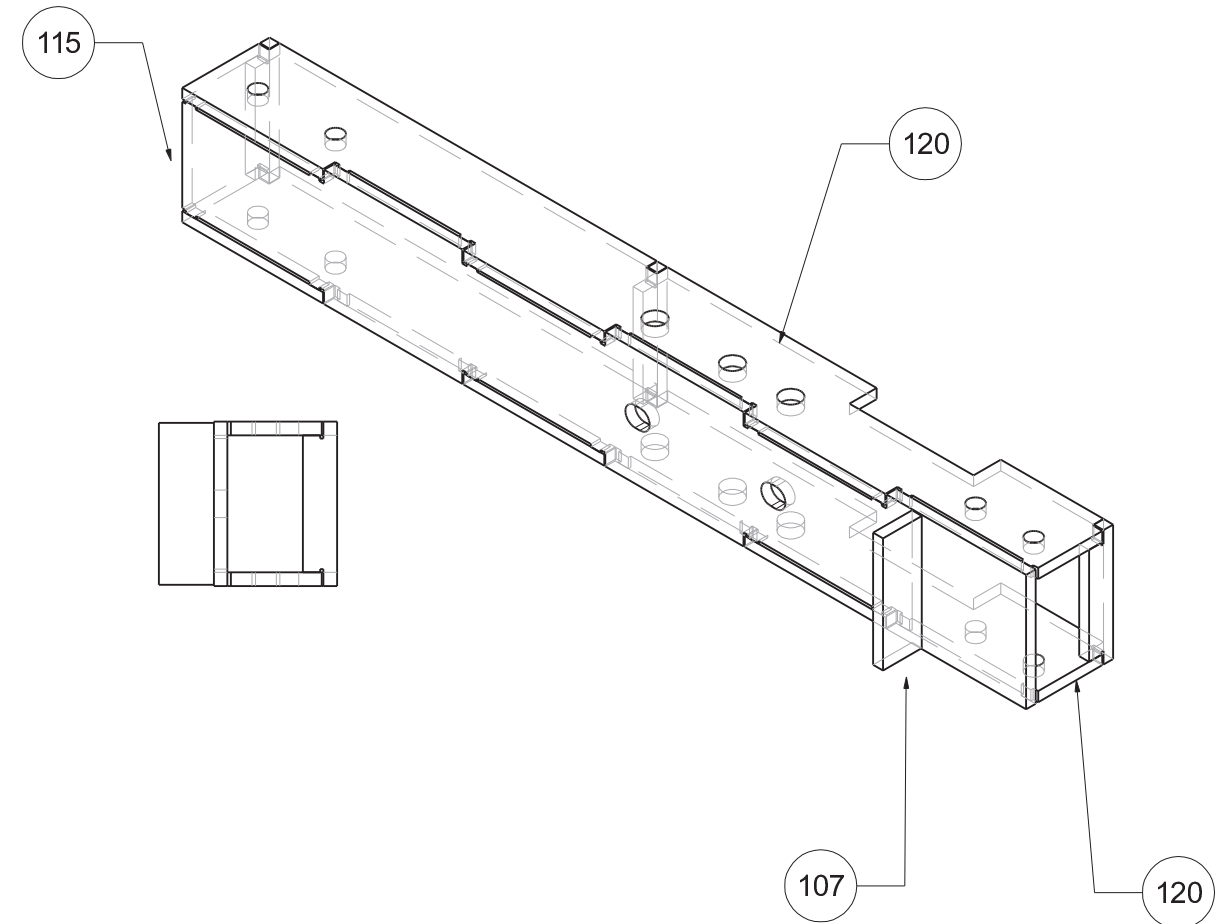
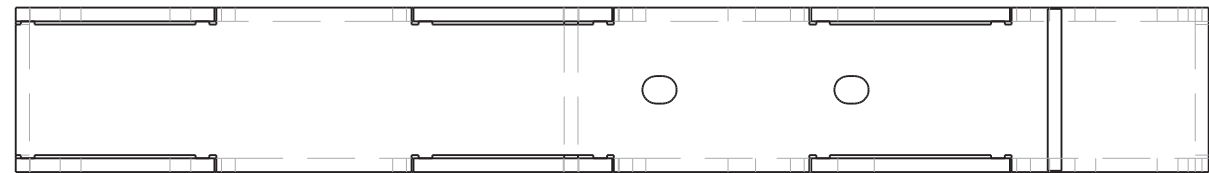


Item Number	Quantity	Part Name	Description
107	1	01-107-00-0 L-F7	L-F7
115	1	01-115-00-0 L-F4	L-F4
120	2	01-120-00-0 L-F3	L-F3
271	3	01-271-00-0 L-F13	L-F13




5.375

SOIL RETAINING PLATE, PERPENDICULARITY IS NOT CRITICAL

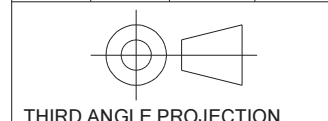


PLEASE PROCEED AT YOUR OWN RISK!  
 THESE DRAWINGS ARE MEANT TO DOCUMENT  
 PREVIOUS WORK AND PRESENT IDEAS ONLY;  
 THEY ARE NOT MEANT TO BE A COMPLETE GUIDE.  
 WORKING WITH ANY TOOLS, EQUIPMENT,  
 HYDRAULICS, ELECTRONICS, ETC. MAY  
 CAUSE SERIOUS INJURY OR DEATH.



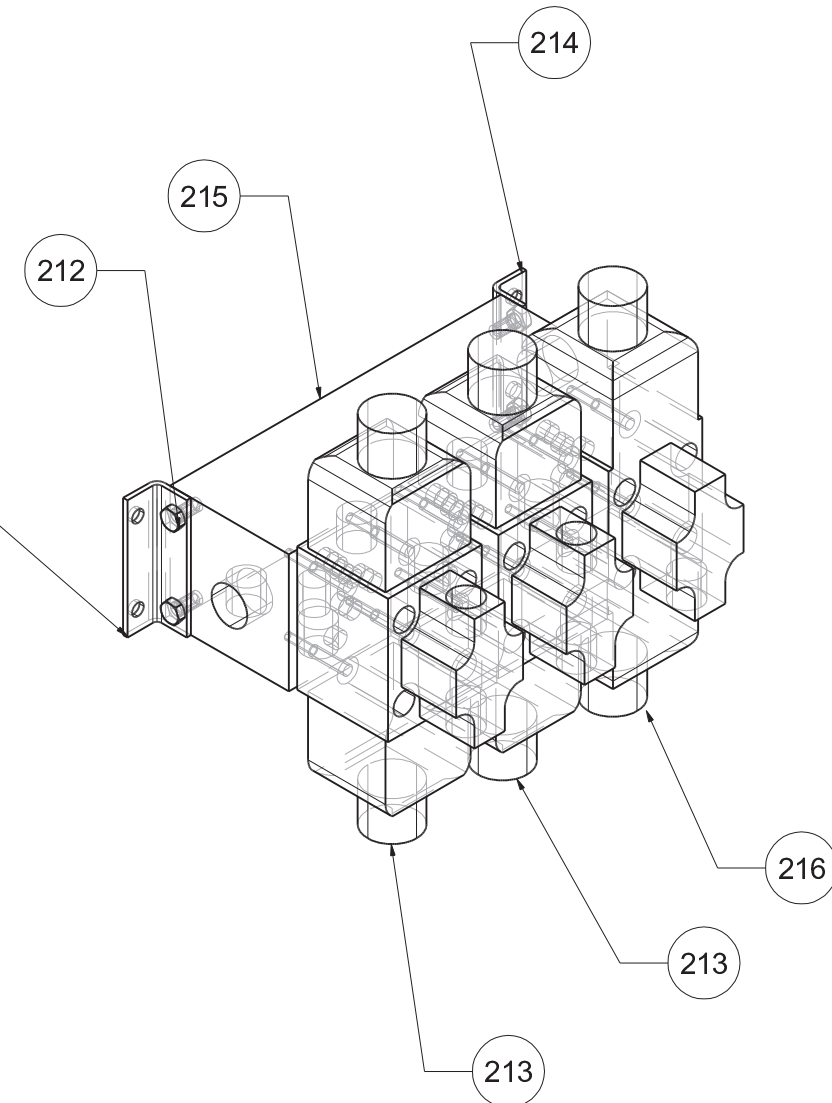
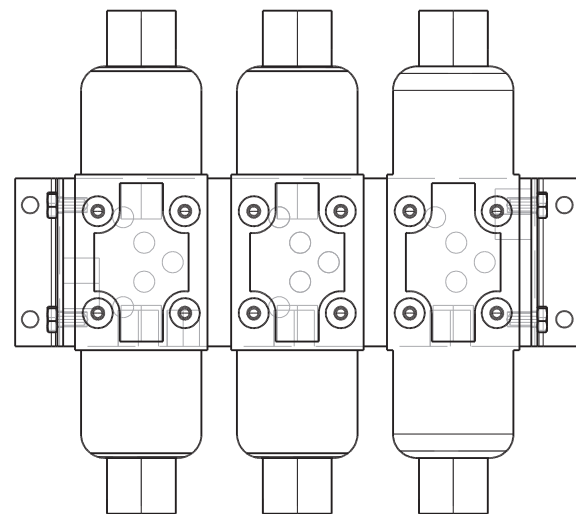
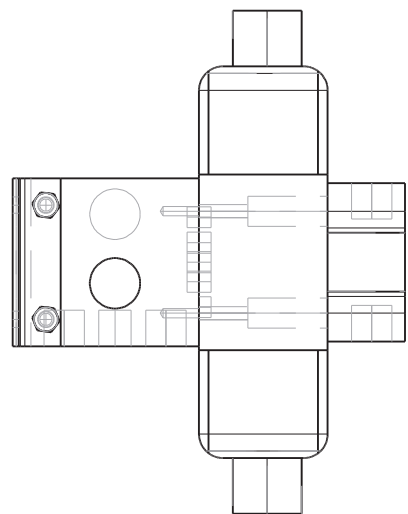
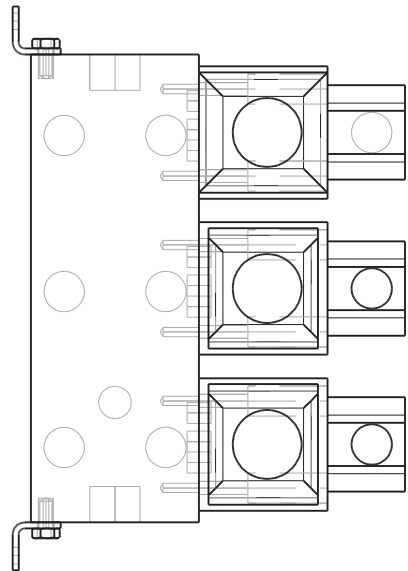
LICENSE INFORMATION  
 ALL INFORMATION IS RELEASED UNDER THE OSE  
 LICENSE FOR DISTRIBUTIVE ECONOMICS. FOR  
 FURTHER INFORMATION GO TO:  
 OPENSOURCEECOLOGY.ORG/WIKI/LICENSE

	NAME	DATE		
DRAWN	RHB			
CHECKED				
APPR.				
UNLESS OTHERWISE SPECIFIED DIMENSIONS ARE IN INCHES				
ANGLES	.X	.XX	.XXX	
	+-.5	+-.1	+-.03	+-.005




PROJECT: <b>CEB PRESS 5</b>	
DESCRIPTION: <b>FRAME CHANNEL ASSEMBLY</b>	
SIZE <b>B</b>	DWG. NO. <b>01-114-00-0</b>
SCALE: NONE	WEIGHT:

Item Number	Quantity	Part Name	Description
216	1	216 - HYVAIR-D05S-2H-12D-35 SOLENOID	<a href="http://stores.daltonhydraulic.com/-strse-675/">http://stores.daltonhydraulic.com/-strse-675/</a>
212	4	212 - .313-18 X	
215	1	215 - DAMAN-AD05S033S VALVE BLOCK	AD05S033S VALVE BLOCK
214	2	214 - DAMANAD05S033S MOUNTING BRACKET	
213	2	213 - HYVAIR-D05S-2C-12D-35 SOLENOID	<a href="http://stores.daltonhydraulic.com/-strse-674/">http://stores.daltonhydraulic.com/-strse-674/</a>

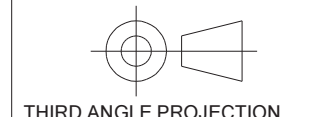


PLEASE PROCEED AT YOUR OWN RISK!  
 THESE DRAWINGS ARE MEANT TO DOCUMENT  
 PREVIOUS WORK AND PRESENT IDEAS ONLY;  
 THEY ARE NOT MEANT TO BE A COMPLETE GUIDE.  
 WORKING WITH ANY TOOLS, EQUIPMENT,  
 HYDRAULICS, ELECTRONICS, ETC. MAY  
 CAUSE SERIOUS INJURY OR DEATH.



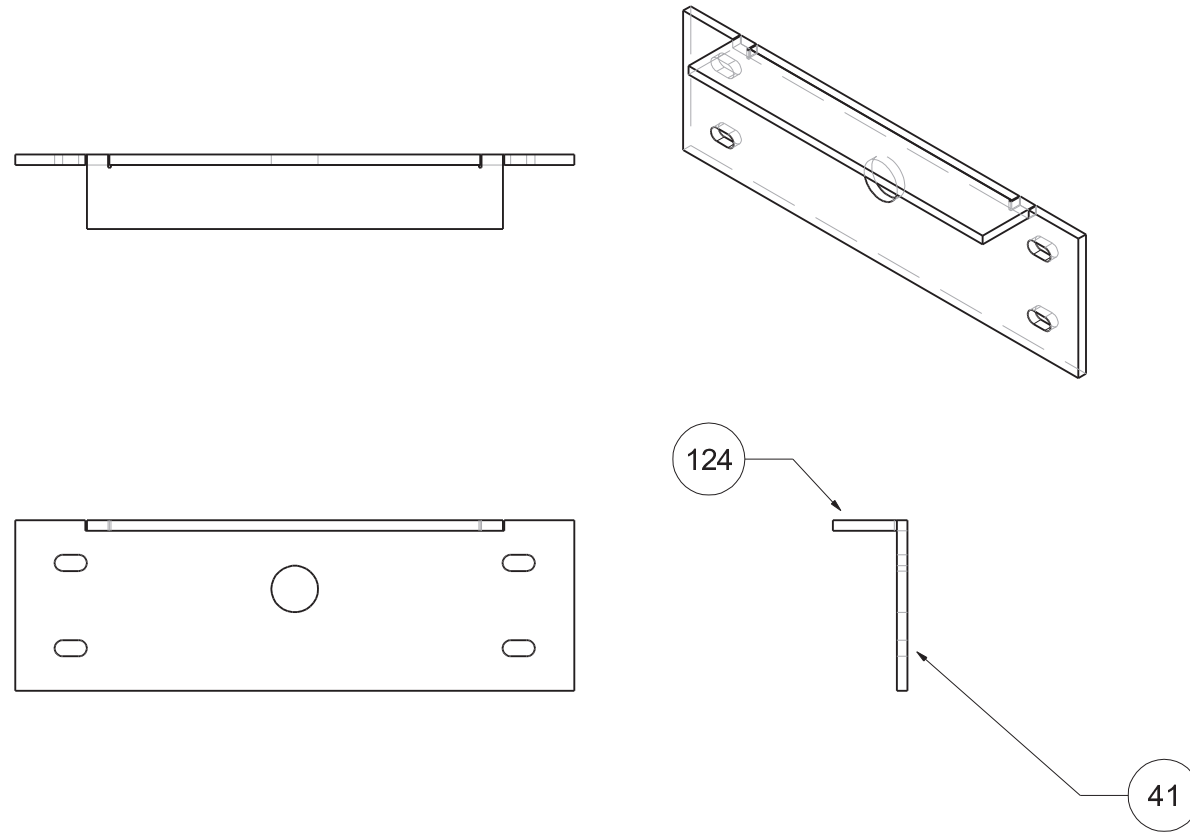
LICENSE INFORMATION  
 ALL INFORMATION IS RELEASED UNDER THE OSE  
 LICENSE FOR DISTRIBUTIVE ECONOMICS. FOR  
 FURTHER INFORMATION GO TO:  
 OPENSOURCEECOLOGY.ORG/WIKI/LICENSE

	NAME	DATE		
DRAWN	RHB			
CHECKED				
APPR.				
UNLESS OTHERWISE SPECIFIED DIMENSIONS ARE IN INCHES				
ANGLES	.X	.XX	.XXX	
	+-.5	+-.1	+-.03	+-.005




PROJECT:		CEB PRESS 5	
DESCRIPTION:		VALVE ASSEMBLY	
SIZE	DWG. NO.	REV	
<b>B</b>	<b>01-119-00-0</b>		
SCALE: NONE	WEIGHT:		

Item Number	Quantity	Part Name	Description
041	1	01-041-00-0 L-F2	L-F2
124	1	01-124-00-0 L-F6	L-F6



PLEASE PROCEED AT YOUR OWN RISK!  
 THESE DRAWINGS ARE MEANT TO DOCUMENT  
 PREVIOUS WORK AND PRESENT IDEAS ONLY;  
 THEY ARE NOT MEANT TO BE A COMPLETE GUIDE.  
 WORKING WITH ANY TOOLS, EQUIPMENT,  
 HYDRAULICS, ELECTRONICS, ETC. MAY  
 CAUSE SERIOUS INJURY OR DEATH.

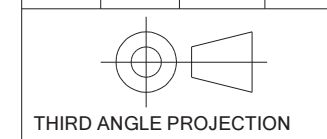


LICENSE INFORMATION  
 ALL INFORMATION IS RELEASED UNDER THE OSE  
 LICENSE FOR DISTRIBUTIVE ECONOMICS. FOR  
 FURTHER INFORMATION GO TO:  
 OPENSOURCEECOLOGY.ORG/WIKI/LICENSE

	NAME	DATE
DRAWN	RHB	
CHECKED		
APPR.		

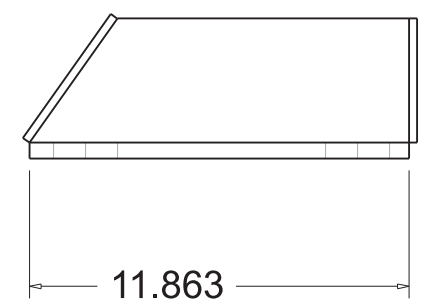
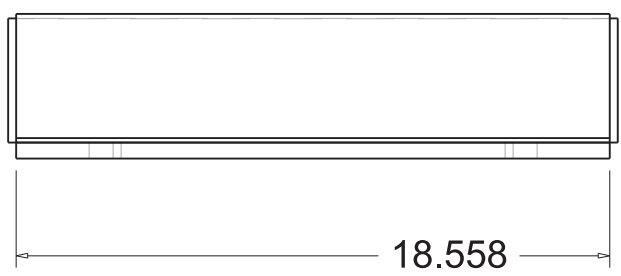
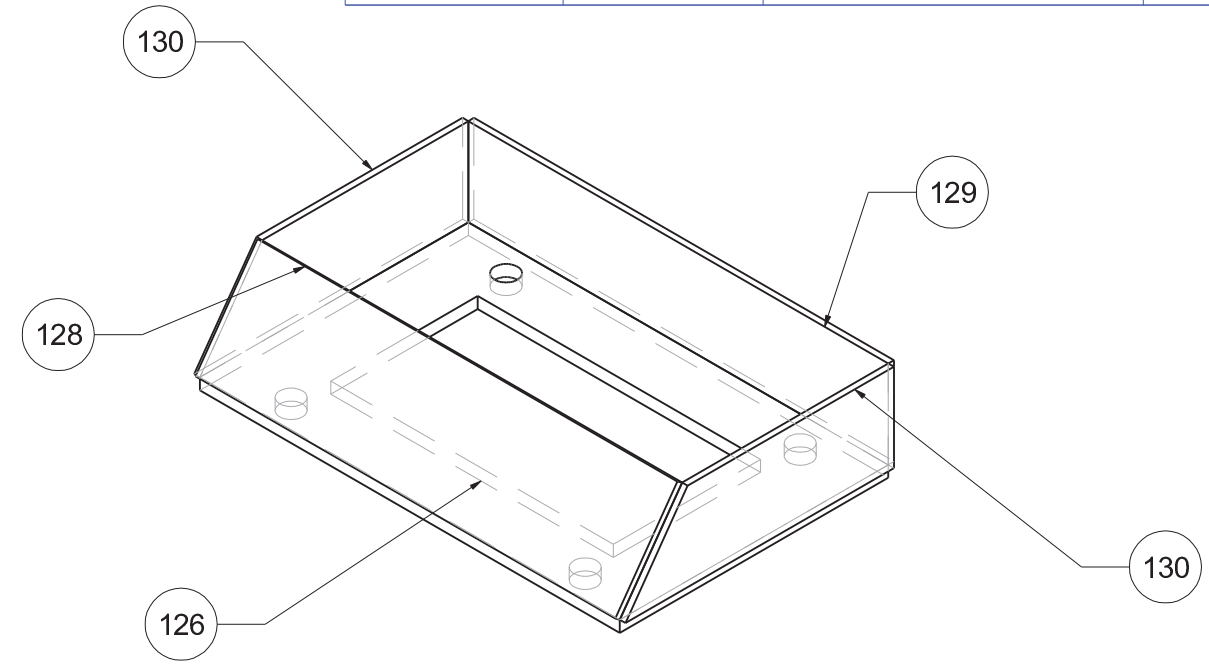
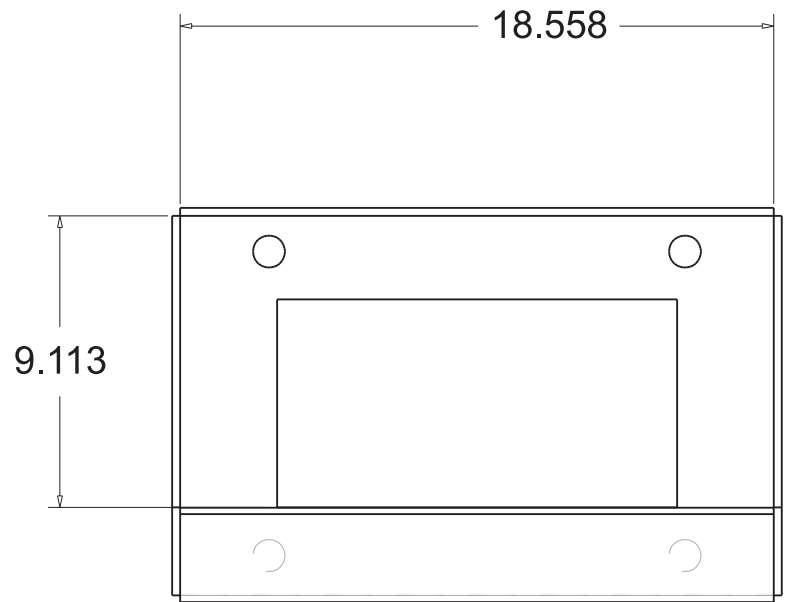
UNLESS OTHERWISE SPECIFIED  
 DIMENSIONS ARE IN INCHES

ANGLES	.X	.XX	.XXX
+-.5	+-.1	+-.03	+-.005




PROJECT: <b>CEB PRESS 5</b>	
DESCRIPTION: <b>FRAME BASE WELDMENT</b>	
SIZE <b>B</b>	DWG. NO. <b>01-121-00-0</b>
SCALE: NONE	WEIGHT:
REV	

Item Number	Quantity	Part Name	Description
126	1	01-126-00-0 L-F8	L-F8 1/2"
128	1	01-128-00-0 L-Q5	L-Q5
129	1	01-129-00-0 L-Q3	L-Q3
130	2	01-130-00-0 L-Q4	L-Q4



PLEASE PROCEED AT YOUR OWN RISK!  
 THESE DRAWINGS ARE MEANT TO DOCUMENT  
 PREVIOUS WORK AND PRESENT IDEAS ONLY;  
 THEY ARE NOT MEANT TO BE A COMPLETE GUIDE.  
 WORKING WITH ANY TOOLS, EQUIPMENT,  
 HYDRAULICS, ELECTRONICS, ETC. MAY  
 CAUSE SERIOUS INJURY OR DEATH.

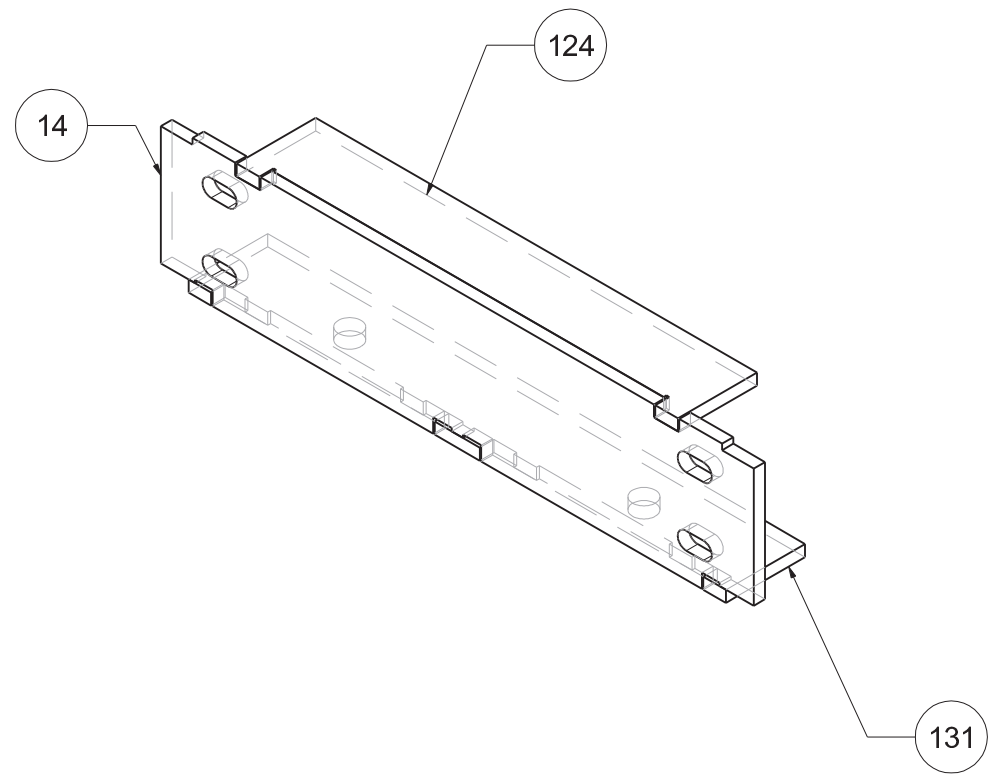
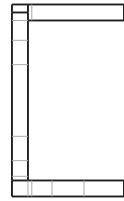
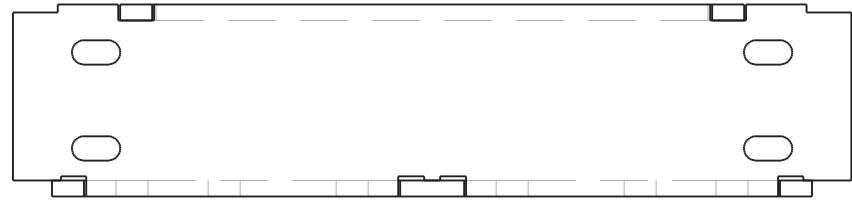


LICENSE INFORMATION  
 ALL INFORMATION IS RELEASED UNDER THE OSE  
 LICENSE FOR DISTRIBUTIVE ECONOMICS. FOR  
 FURTHER INFORMATION GO TO:  
 OPENSOURCEECOLOGY.ORG/WIKI/LICENSE


NAME	DATE
DRAWN: RHB	
CHECKED:	
APPR.:	
UNLESS OTHERWISE SPECIFIED DIMENSIONS ARE IN INCHES	
ANGLES	.X .XX .XXX
+-.5	+-.1 +-.03 +-.005
THIRD ANGLE PROJECTION	

PROJECT: <b>CEB PRESS 5</b>	
DESCRIPTION: <b>SADDLE WELDMENT</b>	
SIZE <b>B</b>	DWG. NO. <b>01-127-00-0</b>
SCALE: NONE	WEIGHT:
REV	

Item Number	Quantity	Part Name	Description
014	1	01-014-00-0 L-F1	L-F1
124	1	01-124-00-0 L-F6	L-F6
131	1	01-131-00-0 L-F5	L-F5



PLEASE PROCEED AT YOUR OWN RISK!  
 THESE DRAWINGS ARE MEANT TO DOCUMENT  
 PREVIOUS WORK AND PRESENT IDEAS ONLY;  
 THEY ARE NOT MEANT TO BE A COMPLETE GUIDE.  
 WORKING WITH ANY TOOLS, EQUIPMENT,  
 HYDRAULICS, ELECTRONICS, ETC. MAY  
 CAUSE SERIOUS INJURY OR DEATH.

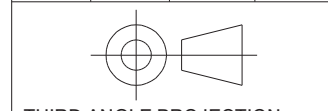


LICENSE INFORMATION  
 ALL INFORMATION IS RELEASED UNDER THE OSE  
 LICENSE FOR DISTRIBUTIVE ECONOMICS. FOR  
 FURTHER INFORMATION GO TO:  
 OPENSOURCEECOLOGY.ORG/WIKI/LICENSE

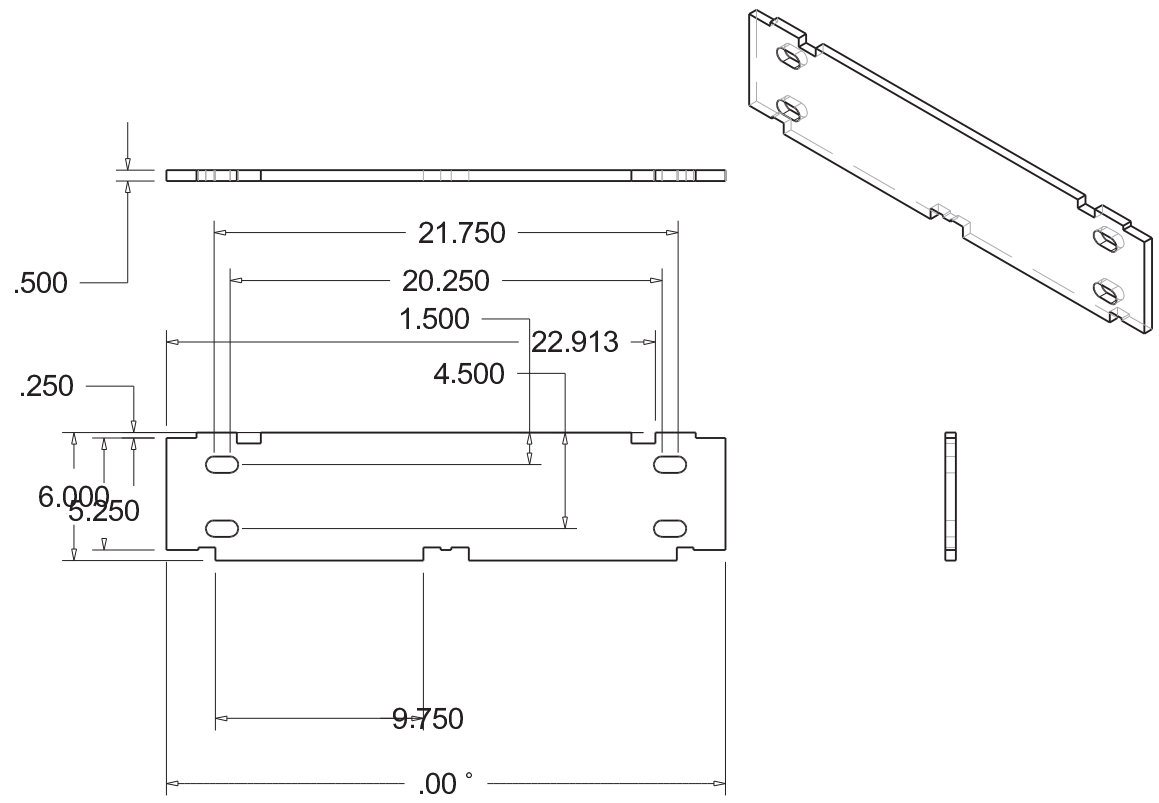
	NAME	DATE
DRAWN	RHB	
CHECKED		
APPR.		

UNLESS OTHERWISE SPECIFIED  
 DIMENSIONS ARE IN INCHES


ANGLES	.X	.XX	.XXX
+-.5	+-.1	+-.03	+-.005



PROJECT: <b>CEB PRESS 5</b>	
DESCRIPTION: <b>FRAME CHANNEL ASSEMBLY</b>	
SIZE <b>B</b>	DWG. NO. <b>01-156-00-0</b>
SCALE: NONE	WEIGHT:
REV	

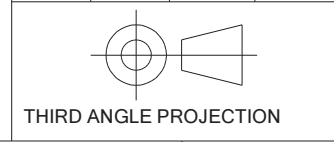


PLEASE PROCEED AT YOUR OWN RISK!  
 THESE DRAWINGS ARE MEANT TO DOCUMENT  
 PREVIOUS WORK AND PRESENT IDEAS ONLY;  
 THEY ARE NOT MEANT TO BE A COMPLETE GUIDE.  
 WORKING WITH ANY TOOLS, EQUIPMENT,  
 HYDRAULICS, ELECTRONICS, ETC. MAY  
 CAUSE SERIOUS INJURY OR DEATH.



LICENSE INFORMATION  
 ALL INFORMATION IS RELEASED UNDER THE OSE  
 LICENSE FOR DISTRIBUTIVE ECONOMICS. FOR  
 FURTHER INFORMATION GO TO:  
 OPENSOURCEECOLOGY.ORG/WIKI/LICENSE

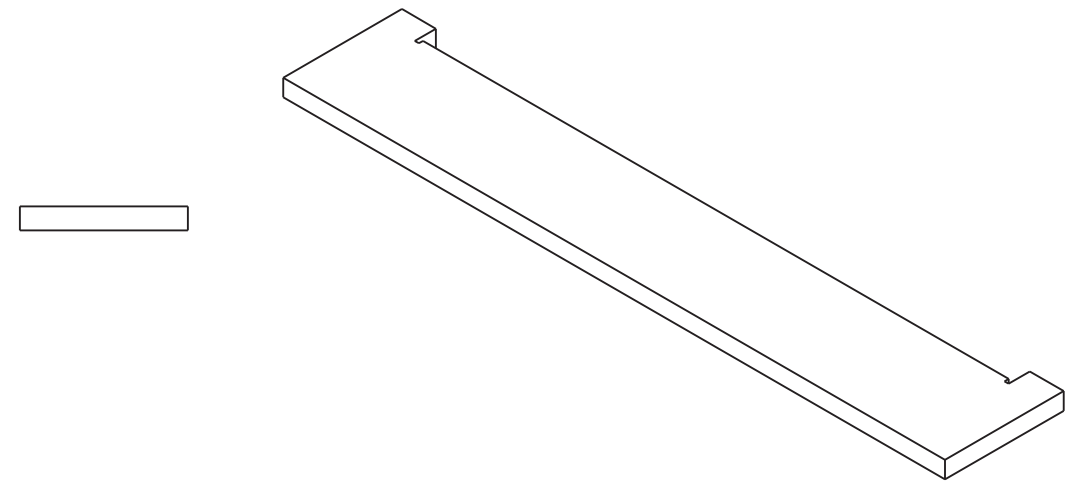
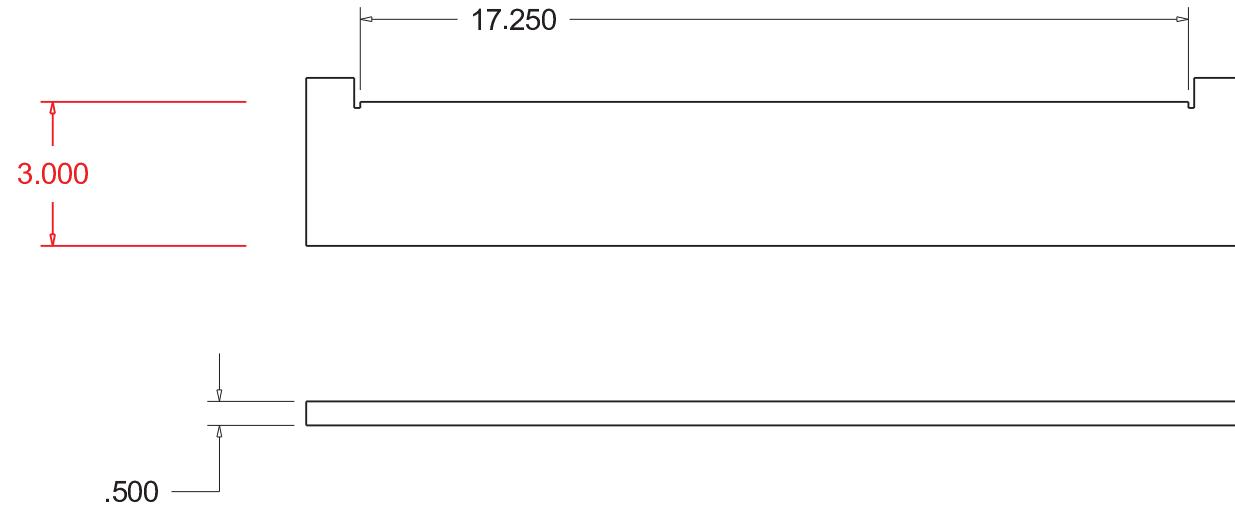
	NAME	DATE		
DRAWN	RHB			
CHECKED				
APPR.				
UNLESS OTHERWISE SPECIFIED DIMENSIONS ARE IN INCHES				
ANGLES	.X	.XX	.XXX	
	+-.5	+-.1	+-.03	+-.005




PROJECT: <b>CEB PRESS 5</b>	
DESCRIPTION: <b>L-F1</b>	
SIZE <b>B</b>	DWG. NO. <b>01-014-00-0 L-F1</b>
SCALE: NONE	WEIGHT:
REV	

D  
C  
B  
A

8 7 6 5 4 3 2 1



PLEASE PROCEED AT YOUR OWN RISK!  
 THESE DRAWINGS ARE MEANT TO DOCUMENT  
 PREVIOUS WORK AND PRESENT IDEAS ONLY;  
 THEY ARE NOT MEANT TO BE A COMPLETE GUIDE.  
 WORKING WITH ANY TOOLS, EQUIPMENT,  
 HYDRAULICS, ELECTRONICS, ETC. MAY  
 CAUSE SERIOUS INJURY OR DEATH.

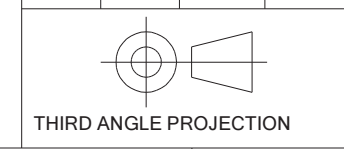


LICENSE INFORMATION  
 ALL INFORMATION IS RELEASED UNDER THE OSE  
 LICENSE FOR DISTRIBUTIVE ECONOMICS. FOR  
 FURTHER INFORMATION GO TO:  
 OPENSOURCEECOLOGY.ORG/WIKI/LICENSE

	NAME	DATE	
DRAWN	RHB		
CHECKED			
APPR.			
UNLESS OTHERWISE SPECIFIED DIMENSIONS ARE IN INCHES			
ANGLES	.X	.XX	.XXX
	+-.5	+-.1	+-.03 +-.005

PROJECT:  
**CEB PRESS 5**

DESCRIPTION:  
**L-F6**



SIZE	DWG. NO.	REV
<b>B</b>	<b>01-124-00-0 L-F6</b>	

SCALE: NONE      WEIGHT:

8 7 6 5 4 3 2 1

D

C

B

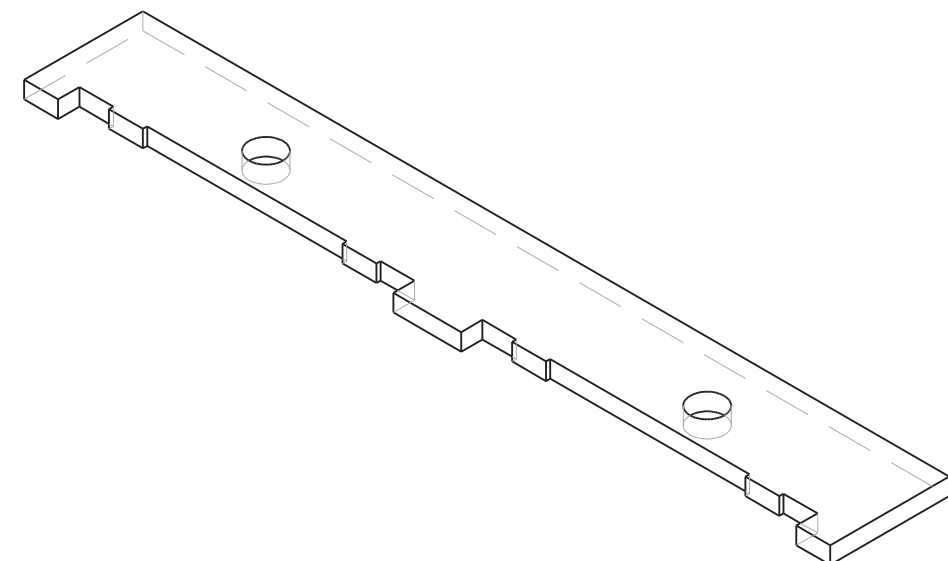
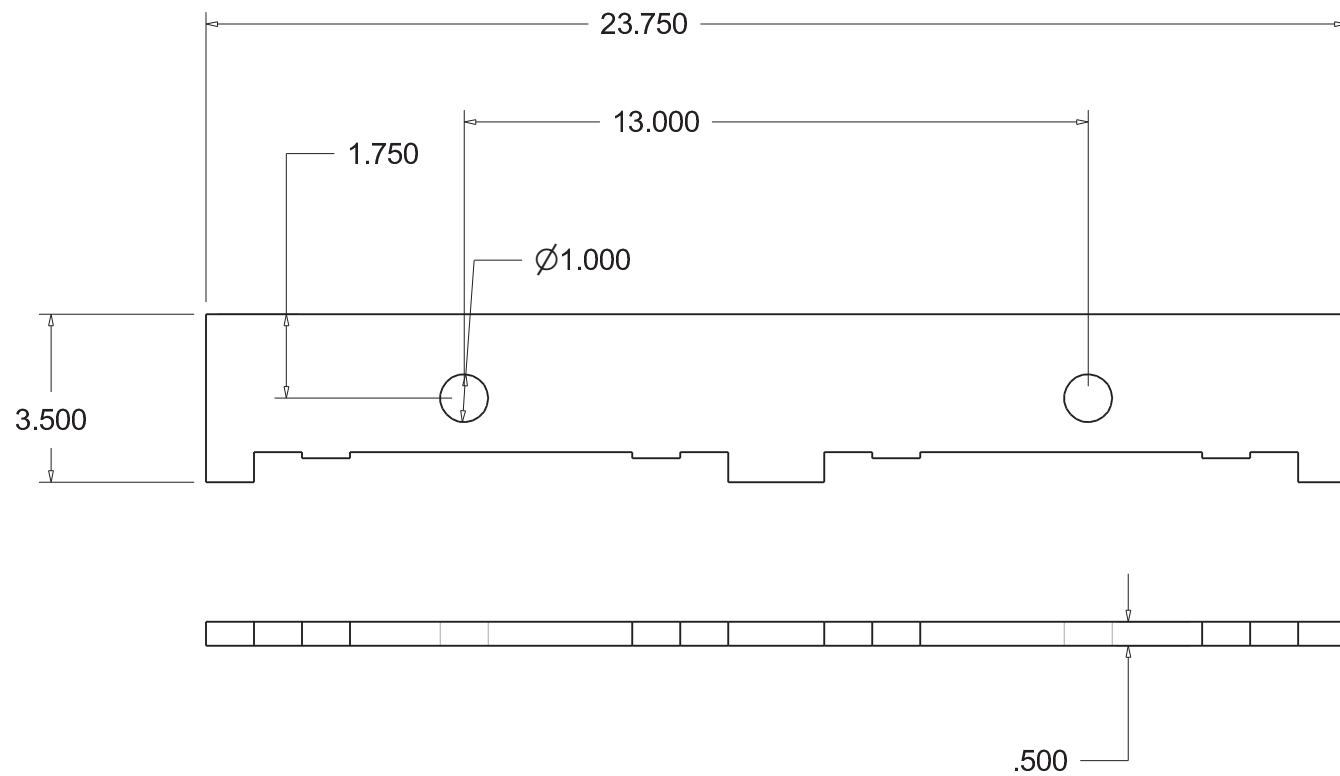
A

D


C

B

A

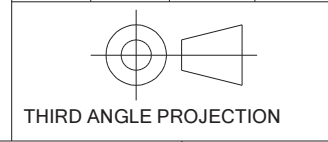


PLEASE PROCEED AT YOUR OWN RISK!  
 THESE DRAWINGS ARE MEANT TO DOCUMENT  
 PREVIOUS WORK AND PRESENT IDEAS ONLY;  
 THEY ARE NOT MEANT TO BE A COMPLETE GUIDE.  
 WORKING WITH ANY TOOLS, EQUIPMENT,  
 HYDRAULICS, ELECTRONICS, ETC. MAY  
 CAUSE SERIOUS INJURY OR DEATH.



LICENSE INFORMATION  
 ALL INFORMATION IS RELEASED UNDER THE OSE  
 LICENSE FOR DISTRIBUTIVE ECONOMICS. FOR  
 FURTHER INFORMATION GO TO:  
 OPENSOURCEECOLOGY.ORG/WIKI/LICENSE

	NAME	DATE		
DRAWN	RHB			
CHECKED				
APPR.				
UNLESS OTHERWISE SPECIFIED DIMENSIONS ARE IN INCHES				
ANGLES	.X	.XX	.XXX	
	+-.5	+-.1	+-.03	+-.005

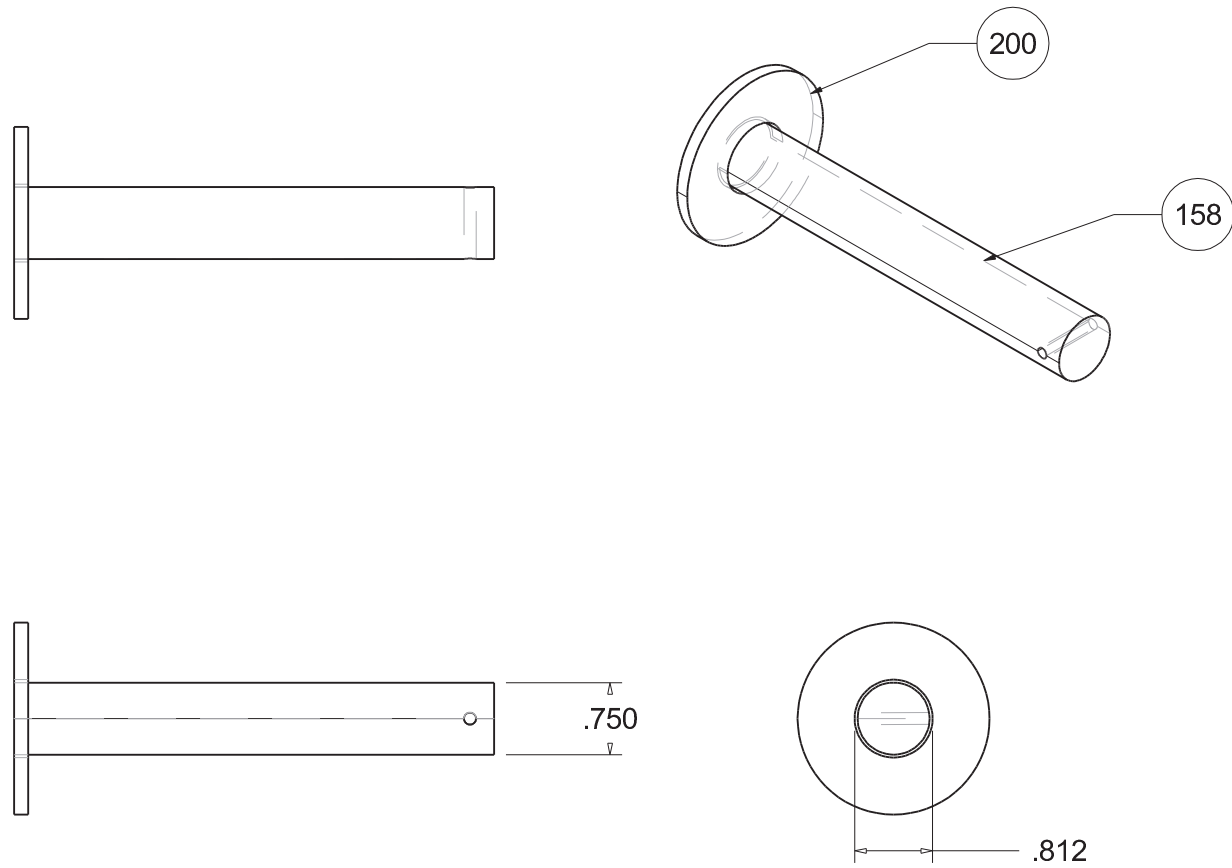


PROJECT:		CEB PRESS 5		
DESCRIPTION:		L-F5		
SIZE	DWG. NO.	REV		
<b>B</b>	<b>01-131-00-0 L-F5</b>			
SCALE: NONE		WEIGHT:		


8 7 6 5 4 3 2 1



Item Number	Quantity	Part Name	Description
158	1	01-158-00-0	3/4 ROUND BAR X 5 PER DETAIL
200	1	200 - WASHER 0.7500-WIDE	3/4 FENDER WASHER



PLEASE PROCEED AT YOUR OWN RISK!  
 THESE DRAWINGS ARE MEANT TO DOCUMENT  
 PREVIOUS WORK AND PRESENT IDEAS ONLY;  
 THEY ARE NOT MEANT TO BE A COMPLETE GUIDE.  
 WORKING WITH ANY TOOLS, EQUIPMENT,  
 HYDRAULICS, ELECTRONICS, ETC. MAY  
 CAUSE SERIOUS INJURY OR DEATH.

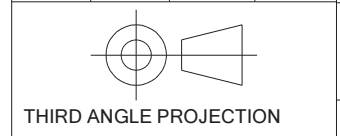


LICENSE INFORMATION  
 ALL INFORMATION IS RELEASED UNDER THE OSE  
 LICENSE FOR DISTRIBUTIVE ECONOMICS. FOR  
 FURTHER INFORMATION GO TO:  
 OPENSOURCEECOLOGY.ORG/WIKI/LICENSE

	NAME	DATE
DRAWN	RHB	
CHECKED		
APPR.		

UNLESS OTHERWISE SPECIFIED  
 DIMENSIONS ARE IN INCHES

ANGLES	.X	.XX	.XXX
+-.5	+-.1	+-.03	+-.005



PROJECT: <b>CEB PRESS 5</b>	
DESCRIPTION: <b>PRESS FOOT PIN ASSEMBLY</b>	
SIZE <b>B</b>	DWG. NO. <b>01-157-00-0</b>
SCALE: NONE	WEIGHT:

REV

D

C

B

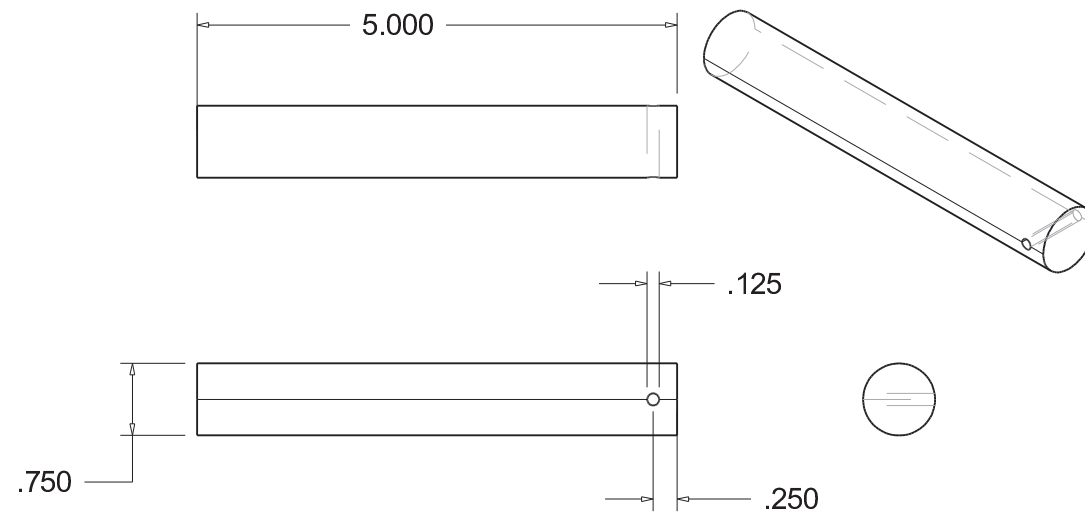
A

D


C

B

A

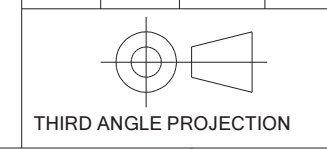


PLEASE PROCEED AT YOUR OWN RISK!  
 THESE DRAWINGS ARE MEANT TO DOCUMENT  
 PREVIOUS WORK AND PRESENT IDEAS ONLY;  
 THEY ARE NOT MEANT TO BE A COMPLETE GUIDE.  
 WORKING WITH ANY TOOLS, EQUIPMENT,  
 HYDRAULICS, ELECTRONICS, ETC. MAY  
 CAUSE SERIOUS INJURY OR DEATH.



LICENSE INFORMATION  
 ALL INFORMATION IS RELEASED UNDER THE OSE  
 LICENSE FOR DISTRIBUTIVE ECONOMICS. FOR  
 FURTHER INFORMATION GO TO:  
 OPENSOURCEECOLOGY.ORG/WIKI/LICENSE

	NAME	DATE		
DRAWN	RHB			
CHECKED				
APPR.				
UNLESS OTHERWISE SPECIFIED DIMENSIONS ARE IN INCHES				
ANGLES	.X	.XX	.XXX	
	+-.5	+-.1	+-.03	+-.005

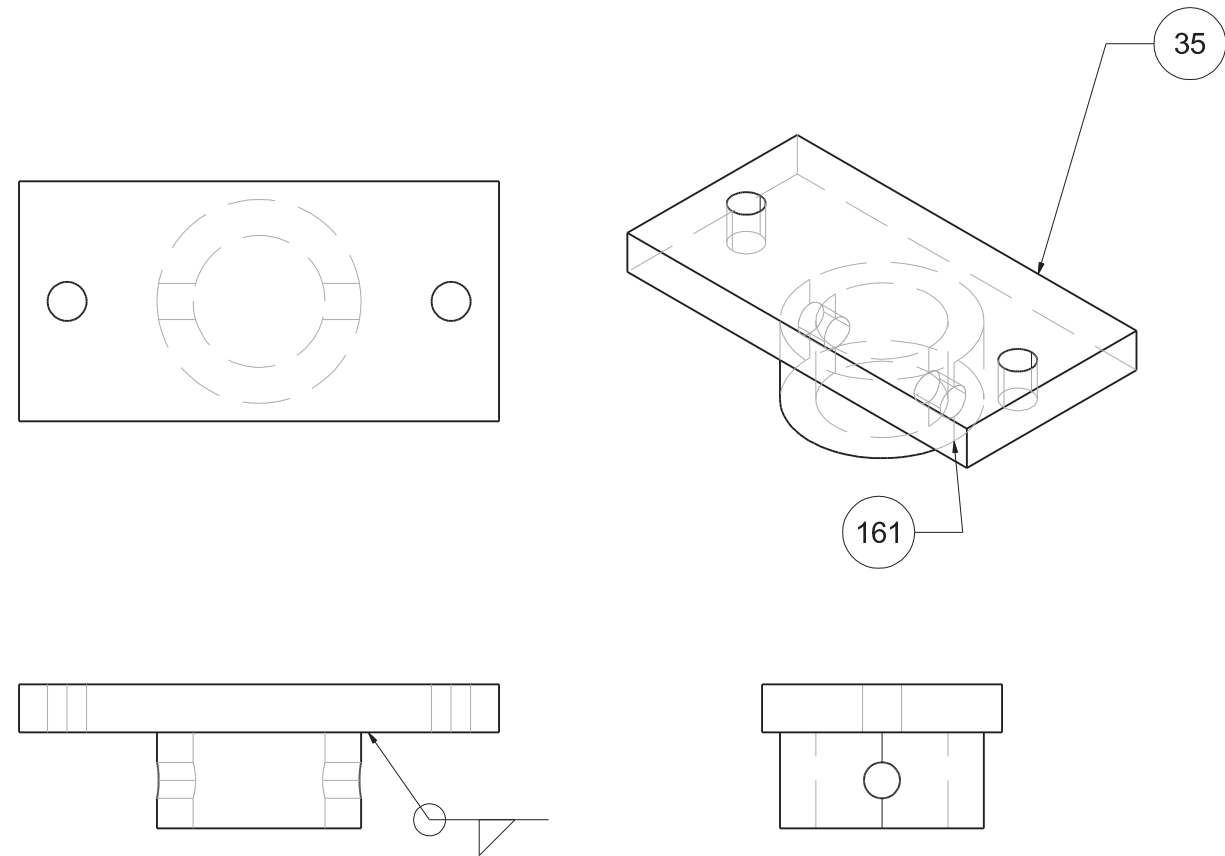


PROJECT: <b>CEB PRESS 5</b>	
DESCRIPTION: <b>3/4 ROUND BAR X 5 PER DETAIL</b>	
SIZE <b>B</b>	DWG. NO. <b>01-158-00-0</b>
SCALE: NONE	WEIGHT:
	REV


8 7 6 5 4 3 2 1

8 7 6 5 4 3 2 1

Item Number	Quantity	Part Name	Description
035	1	01-035-00-0	1 X 5 STEEL FLAT BAR X 10 PER DETAIL
161	1	01-161-00-0	3/4 X 4-1/4 ROUND TUBE X 2 PER DETAIL



PLEASE PROCEED AT YOUR OWN RISK!  
 THESE DRAWINGS ARE MEANT TO DOCUMENT  
 PREVIOUS WORK AND PRESENT IDEAS ONLY;  
 THEY ARE NOT MEANT TO BE A COMPLETE GUIDE.  
 WORKING WITH ANY TOOLS, EQUIPMENT,  
 HYDRAULICS, ELECTRONICS, ETC. MAY  
 CAUSE SERIOUS INJURY OR DEATH.

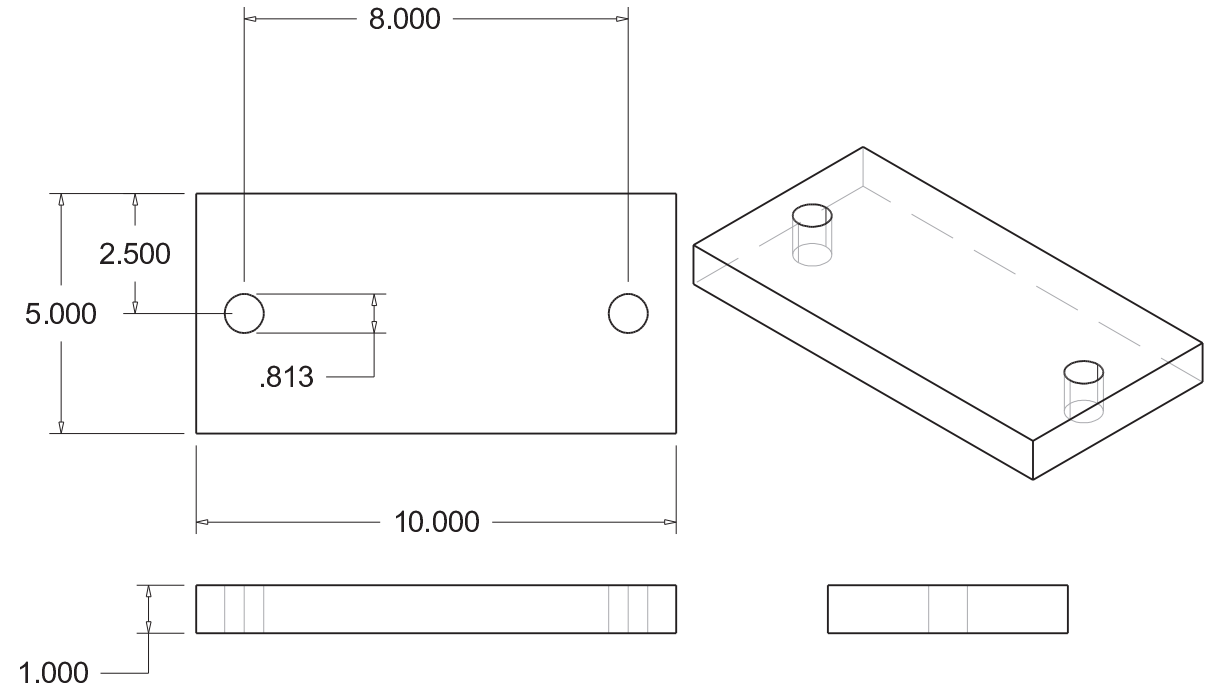


LICENSE INFORMATION  
 ALL INFORMATION IS RELEASED UNDER THE OSE  
 LICENSE FOR DISTRIBUTIVE ECONOMICS. FOR  
 FURTHER INFORMATION GO TO:  
[OPENSOURCEECOLOGY.ORG/WIKI/LICENSE](http://OPENSOURCEECOLOGY.ORG/WIKI/LICENSE)


	NAME	DATE
DRAWN	RHB	
CHECKED		
APPR.		
UNLESS OTHERWISE SPECIFIED DIMENSIONS ARE IN INCHES		
ANGLES	.X	.XX
	+-.5	+-.1
		+-.03
		+-.005
THIRD ANGLE PROJECTION		

PROJECT: <b>CEB PRESS 5</b>	
DESCRIPTION: <b>CYLINDER FOOT</b>	
SIZE <b>B</b>	DWG. NO. <b>01-159-00-0</b>
SCALE: NONE	WEIGHT:
REV	

D  
C  
B  
A

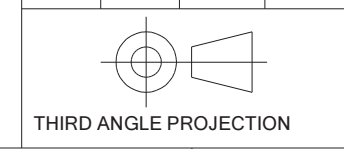


PLEASE PROCEED AT YOUR OWN RISK!  
 THESE DRAWINGS ARE MEANT TO DOCUMENT  
 PREVIOUS WORK AND PRESENT IDEAS ONLY;  
 THEY ARE NOT MEANT TO BE A COMPLETE GUIDE.  
 WORKING WITH ANY TOOLS, EQUIPMENT,  
 HYDRAULICS, ELECTRONICS, ETC. MAY  
 CAUSE SERIOUS INJURY OR DEATH.



LICENSE INFORMATION  
 ALL INFORMATION IS RELEASED UNDER THE OSE  
 LICENSE FOR DISTRIBUTIVE ECONOMICS. FOR  
 FURTHER INFORMATION GO TO:  
 OPENSOURCEECOLOGY.ORG/WIKI/LICENSE

	NAME	DATE		
DRAWN	RHB			
CHECKED				
APPR.				
UNLESS OTHERWISE SPECIFIED DIMENSIONS ARE IN INCHES				
ANGLES	.X	.XX	.XXX	
	+-.5	+-.1	+-.03	+-.005



PROJECT: <b>CEB PRESS 5</b>	
DESCRIPTION: <b>1 X 5 STEEL FLAT BAR X 10 PER DETAIL</b>	
SIZE <b>B</b>	DWG. NO. <b>01-035-00-0</b>
SCALE: NONE	WEIGHT:
REV	

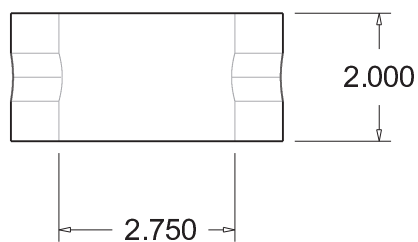
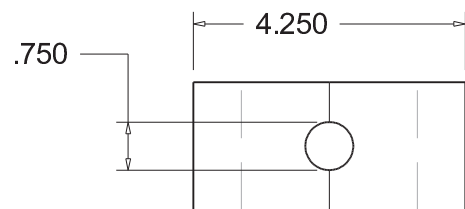
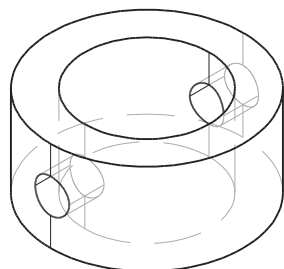
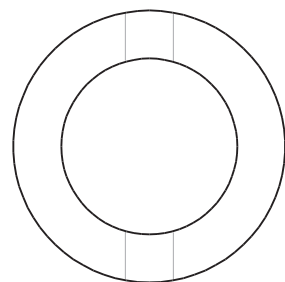
8 7 6 5 4 3 2 1

8 7 6 5 4 3 2 1


8 7 6 5 4 3 2 1

D  
C  
B  
A

D  
C  
B  
A



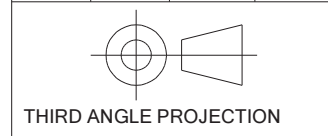
PLEASE PROCEED AT YOUR OWN RISK!  
 THESE DRAWINGS ARE MEANT TO DOCUMENT  
 PREVIOUS WORK AND PRESENT IDEAS ONLY;  
 THEY ARE NOT MEANT TO BE A COMPLETE GUIDE.  
 WORKING WITH ANY TOOLS, EQUIPMENT,  
 HYDRAULICS, ELECTRONICS, ETC. MAY  
 CAUSE SERIOUS INJURY OR DEATH.



LICENSE INFORMATION  
 ALL INFORMATION IS RELEASED UNDER THE OSE  
 LICENSE FOR DISTRIBUTIVE ECONOMICS. FOR  
 FURTHER INFORMATION GO TO:  
 OPENSOURCEECOLOGY.ORG/WIKI/LICENSE

	NAME	DATE		
DRAWN	RHB			
CHECKED				
APPR.				
UNLESS OTHERWISE SPECIFIED DIMENSIONS ARE IN INCHES				
ANGLES	.X	.XX	.XXX	
	+-.5	+-.1	+-.03	+-.005

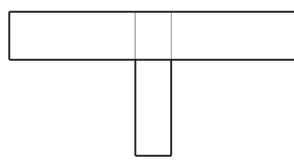

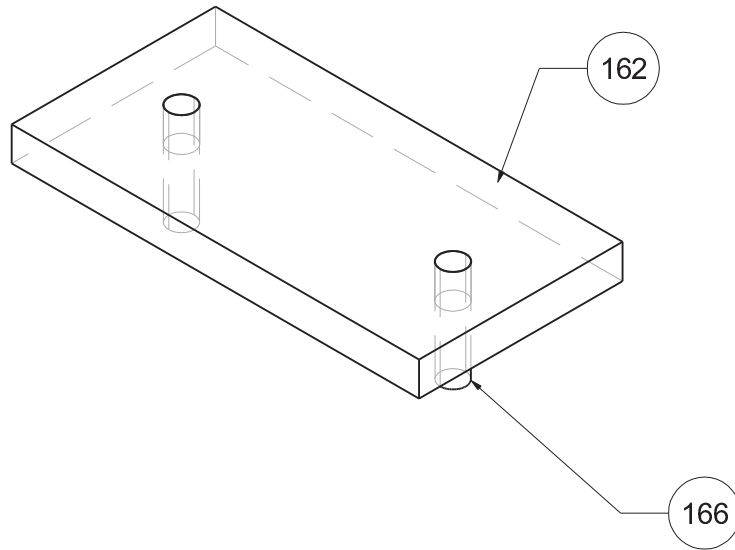
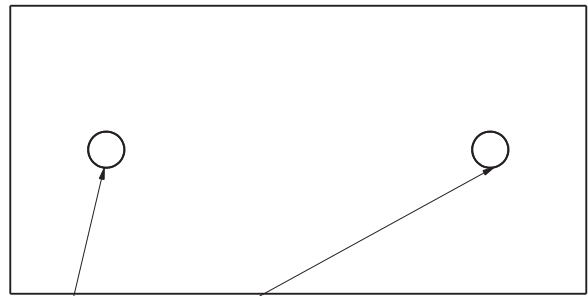
PROJECT: <b>CEB PRESS 5</b>	
DESCRIPTION: <b>3/4 X 4-1/4 ROUND TUBE X 2 PER DETAIL A</b>	



SIZE <b>B</b>	DWG. NO. <b>01-161-00-0</b>	REV
SCALE: NONE	WEIGHT:	

8 7 6 5 4 3 2 1


Item Number	Quantity	Part Name	Description
162	1	01-162-00-0	1 X 6 X 12 PLATE PREFERABLY AR300 PER DETAIL
166	2	01-166-01-0	3/4 THREADED ROD X 3



WELD ALL AROUND AND GRIND FLUSH

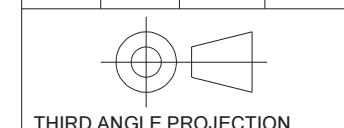


PLEASE PROCEED AT YOUR OWN RISK!  
 THESE DRAWINGS ARE MEANT TO DOCUMENT  
 PREVIOUS WORK AND PRESENT IDEAS ONLY;  
 THEY ARE NOT MEANT TO BE A COMPLETE GUIDE.  
 WORKING WITH ANY TOOLS, EQUIPMENT,  
 HYDRAULICS, ELECTRONICS, ETC. MAY  
 CAUSE SERIOUS INJURY OR DEATH.

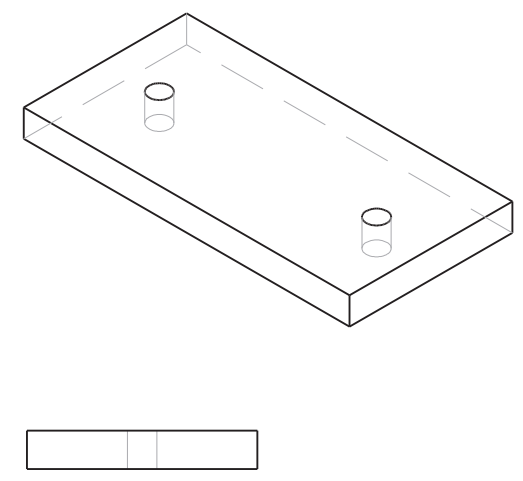
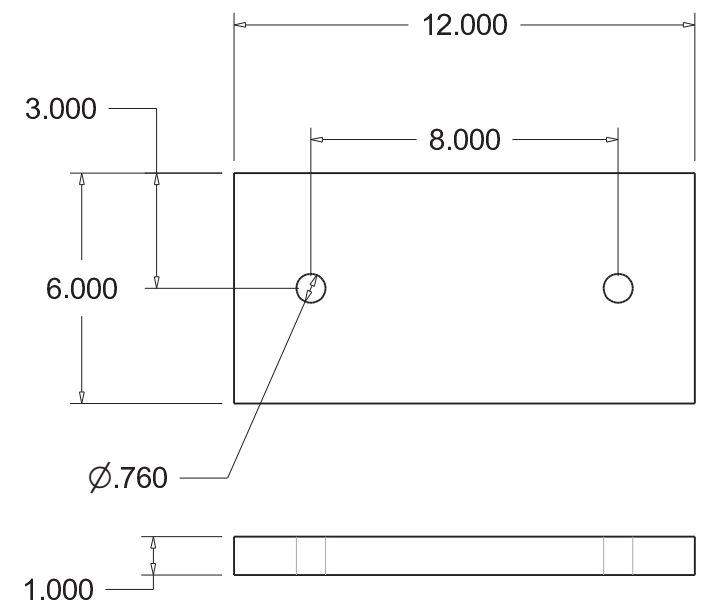


LICENSE INFORMATION  
 ALL INFORMATION IS RELEASED UNDER THE OSE  
 LICENSE FOR DISTRIBUTIVE ECONOMICS. FOR  
 FURTHER INFORMATION GO TO:  
 OPENSOURCEECOLOGY.ORG/WIKI/LICENSE


	NAME	DATE		
DRAWN	RHB			
CHECKED				
APPR.				
UNLESS OTHERWISE SPECIFIED DIMENSIONS ARE IN INCHES				
ANGLES	.X	.XX	.XXX	
	+-.5	+-.1	+-.03	+-.005



PROJECT: <b>CEB PRESS 5</b>	
DESCRIPTION: <b>PRESS FOOT ASSEMBLY</b>	
SIZE <b>B</b>	DWG. NO. <b>01-169-00-0</b>
SCALE: NONE	WEIGHT:
	REV

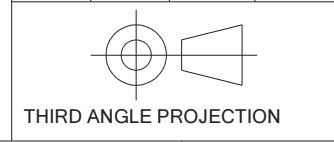


PLEASE PROCEED AT YOUR OWN RISK!  
 THESE DRAWINGS ARE MEANT TO DOCUMENT  
 PREVIOUS WORK AND PRESENT IDEAS ONLY;  
 THEY ARE NOT MEANT TO BE A COMPLETE GUIDE.  
 WORKING WITH ANY TOOLS, EQUIPMENT,  
 HYDRAULICS, ELECTRONICS, ETC. MAY  
 CAUSE SERIOUS INJURY OR DEATH.



LICENSE INFORMATION  
 ALL INFORMATION IS RELEASED UNDER THE OSE  
 LICENSE FOR DISTRIBUTIVE ECONOMICS. FOR  
 FURTHER INFORMATION GO TO:  
 OPENSOURCEECOLOGY.ORG/WIKI/LICENSE

	NAME	DATE		
DRAWN	RHB			
CHECKED				
APPR.				
UNLESS OTHERWISE SPECIFIED DIMENSIONS ARE IN INCHES				
ANGLES	.X	.XX	.XXX	
	+-.5	+-.1	+-.03	+-.005

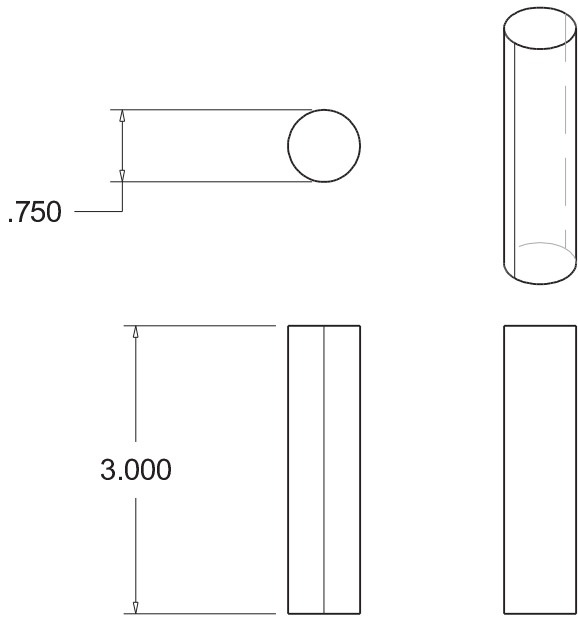


PROJECT: **CEB PRESS 5**

DESCRIPTION:  
**1 X 6 X 12 PLATE PREFERABLY AR300 PER DETAIL**


SIZE	DWG. NO.	REV
<b>B</b>	<b>01-162-00-0</b>	

SCALE: NONE      WEIGHT:



3/4" ALLTHREAD

PLEASE PROCEED AT YOUR OWN RISK!  
 THESE DRAWINGS ARE MEANT TO DOCUMENT  
 PREVIOUS WORK AND PRESENT IDEAS ONLY;  
 THEY ARE NOT MEANT TO BE A COMPLETE GUIDE.  
 WORKING WITH ANY TOOLS, EQUIPMENT,  
 HYDRAULICS, ELECTRONICS, ETC. MAY  
 CAUSE SERIOUS INJURY OR DEATH.

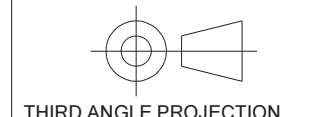


LICENSE INFORMATION  
 ALL INFORMATION IS RELEASED UNDER THE OSE  
 LICENSE FOR DISTRIBUTIVE ECONOMICS. FOR  
 FURTHER INFORMATION GO TO:  
 OPENSOURCEECOLOGY.ORG/WIKI/LICENSE

	NAME	DATE		
DRAWN	RHB			
CHECKED				
APPR.				
UNLESS OTHERWISE SPECIFIED DIMENSIONS ARE IN INCHES				
ANGLES	.X	.XX	.XXX	
	+-.5	+-.1	+-.03	+-.005

PROJECT: **CEB PRESS 5**

DESCRIPTION:  
**3/4 THREADED ROD X 3**



SIZE	DWG. NO.	REV
<b>B</b>	<b>01-166-01-0</b>	

SCALE: NONE    WEIGHT:




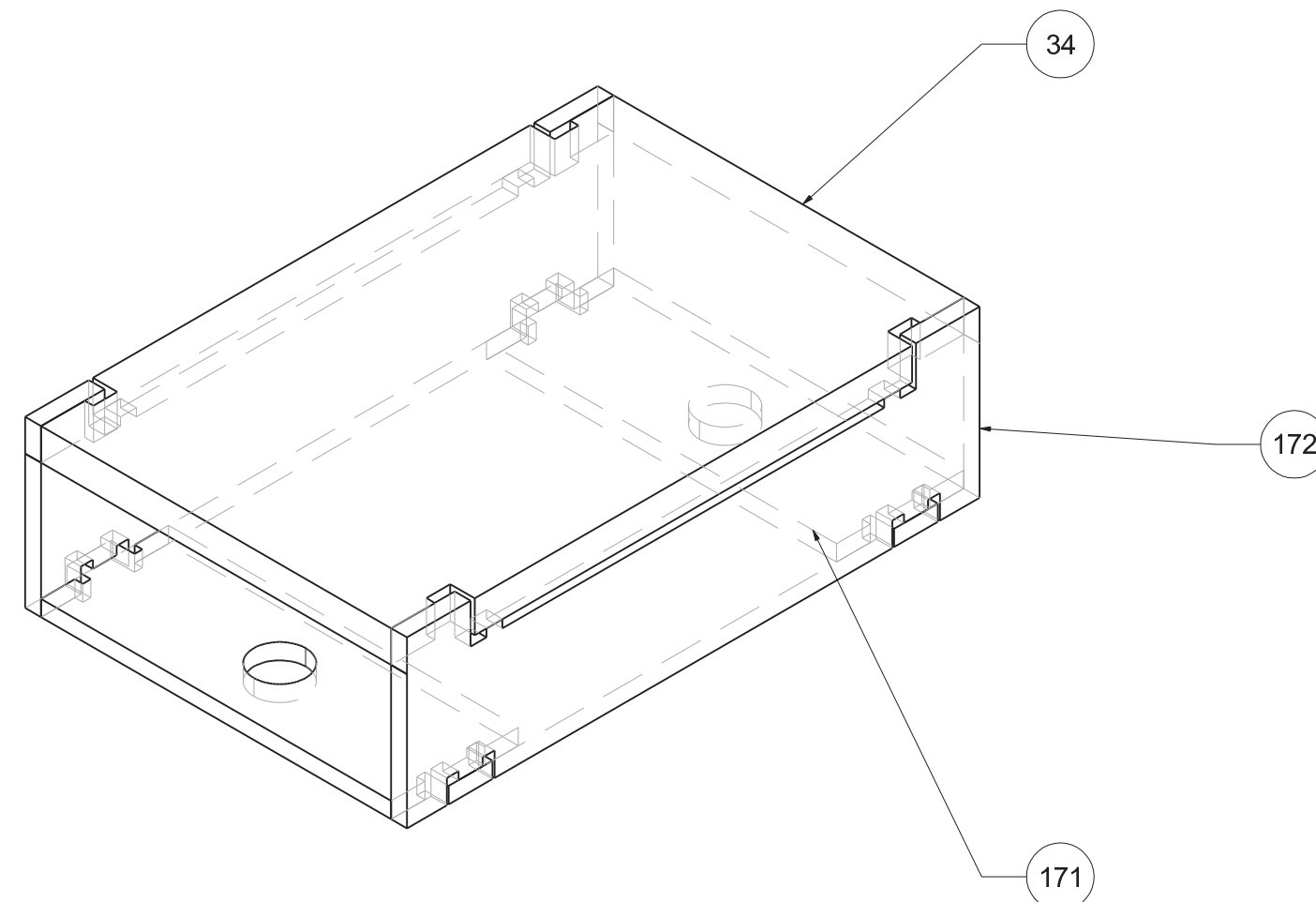
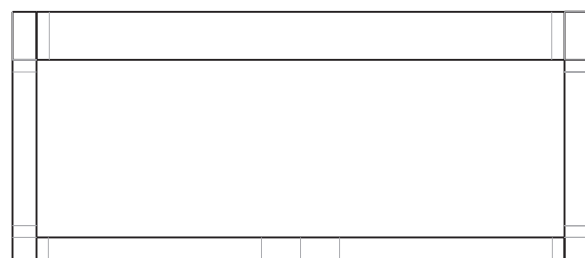

Item Number	Quantity	Part Name	Description
034	1	01-034-00-0 L-F12	L-F12
171	2	01-171-00-0 L-Q2	L-Q2
172	2	01-172-00-0 L-Q1	L-Q1

D

C

B

A




D

C

B

A

PLEASE PROCEED AT YOUR OWN RISK!  
 THESE DRAWINGS ARE MEANT TO DOCUMENT  
 PREVIOUS WORK AND PRESENT IDEAS ONLY;  
 THEY ARE NOT MEANT TO BE A COMPLETE GUIDE.  
 WORKING WITH ANY TOOLS, EQUIPMENT,  
 HYDRAULICS, ELECTRONICS, ETC. MAY  
 CAUSE SERIOUS INJURY OR DEATH.

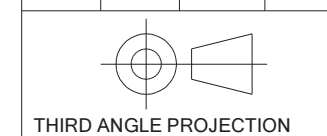


LICENSE INFORMATION  
 ALL INFORMATION IS RELEASED UNDER THE OSE  
 LICENSE FOR DISTRIBUTIVE ECONOMICS. FOR  
 FURTHER INFORMATION GO TO:  
[OPENSOURCEECOLOGY.ORG/WIKI/LICENSE](https://opensourceecology.org/wiki/license)

	NAME	DATE
DRAWN	RHB	
CHECKED		
APPR.		

UNLESS OTHERWISE SPECIFIED  
 DIMENSIONS ARE IN INCHES

ANGLES	.X	.XX	.XXX
+-.5	+-.1	+-.03	+-.005



PROJECT: <b>CEB PRESS 5</b>	
DESCRIPTION: <b>COMP SHORT SIDE ASSEMBLY</b>	
SIZE <b>B</b>	DWG. NO. <b>01-170-00-0</b>
SCALE: NONE	WEIGHT:

8

7

6

5

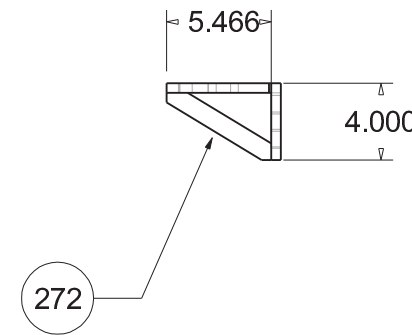
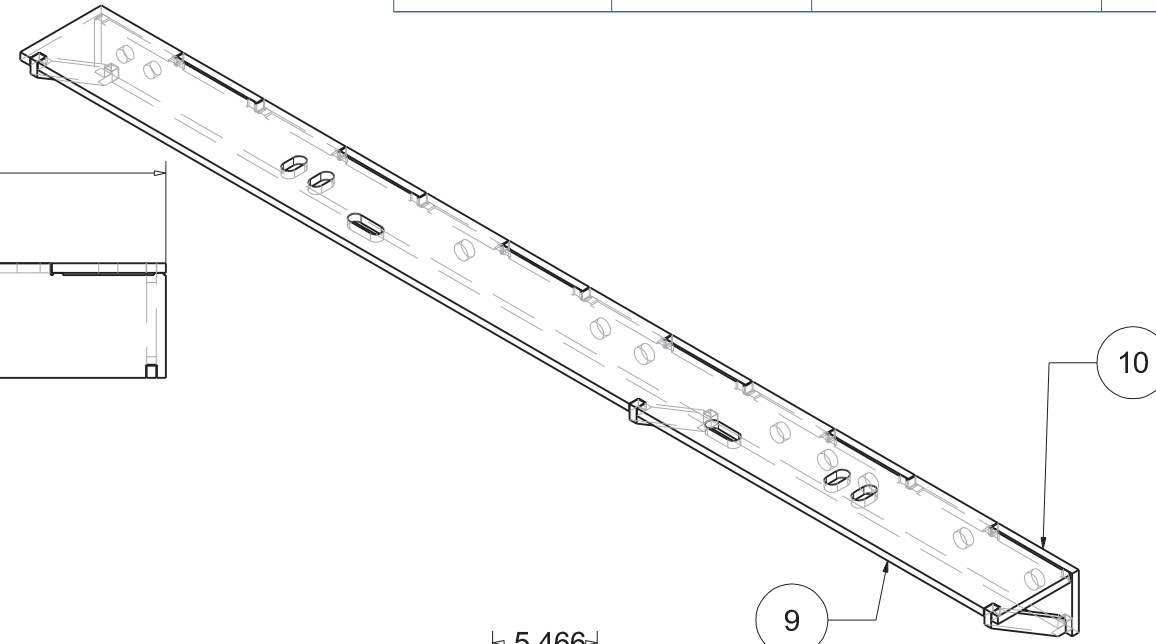
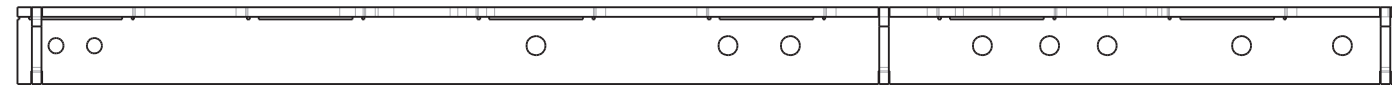
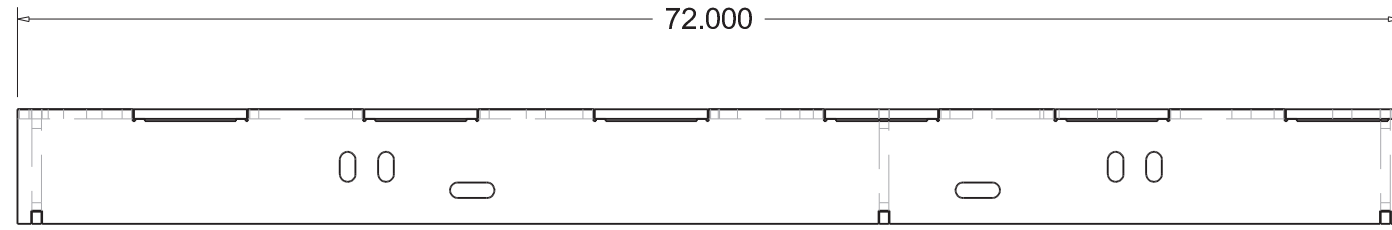
4

3


2

1

Item Number	Quantity	Part Name	Description
009	1	01-009-00-0 L-A2	L-A2
010	1	01-010-00-0 L-A1	L-A1
272	3	01-272-00-0 L-A6	



PLEASE PROCEED AT YOUR OWN RISK!  
 THESE DRAWINGS ARE MEANT TO DOCUMENT  
 PREVIOUS WORK AND PRESENT IDEAS ONLY;  
 THEY ARE NOT MEANT TO BE A COMPLETE GUIDE.  
 WORKING WITH ANY TOOLS, EQUIPMENT,  
 HYDRAULICS, ELECTRONICS, ETC. MAY  
 CAUSE SERIOUS INJURY OR DEATH.

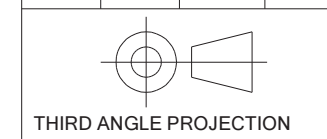


LICENSE INFORMATION  
 ALL INFORMATION IS RELEASED UNDER THE OSE  
 LICENSE FOR DISTRIBUTIVE ECONOMICS. FOR  
 FURTHER INFORMATION GO TO:  
 OPENSOURCEECOLOGY.ORG/WIKI/LICENSE

	NAME	DATE
DRAWN	RHB	
CHECKED		
APPR.		

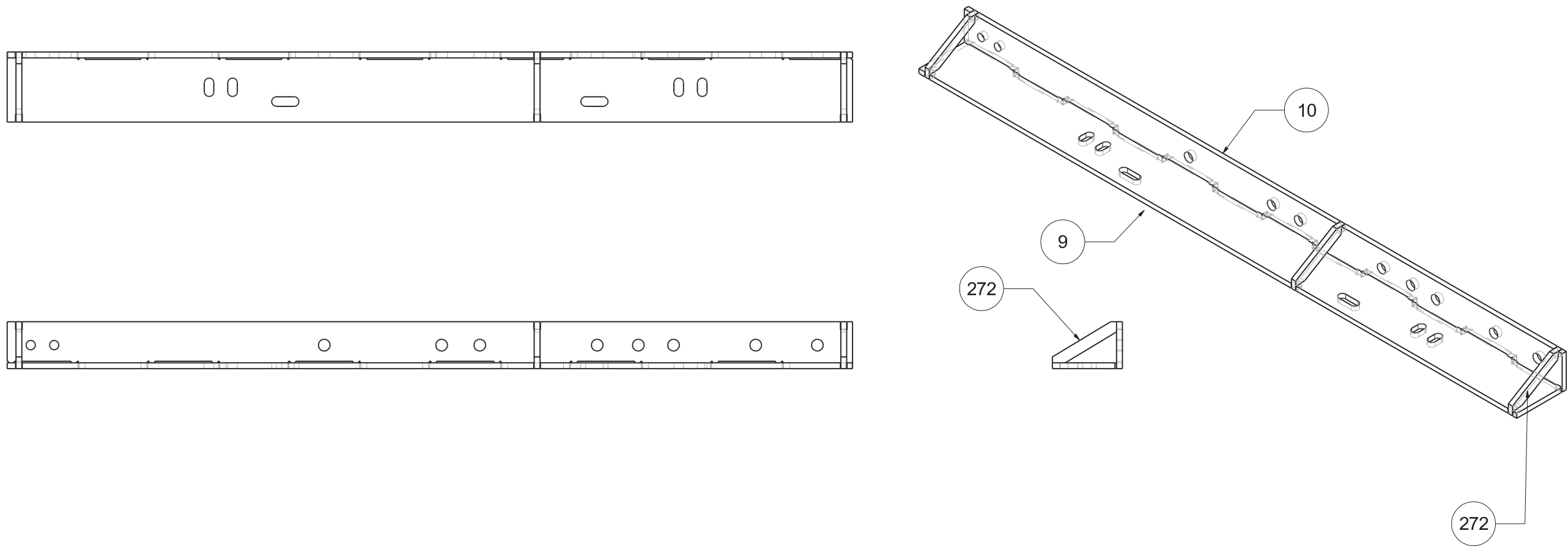
UNLESS OTHERWISE SPECIFIED  
 DIMENSIONS ARE IN INCHES

ANGLES	.X	.XX	.XXX
	+-.5	+-.1	+-.03
			+-.005




PROJECT: <b>CEB PRESS 5</b>	
DESCRIPTION: <b>PRIMARY ARM RIGHT HAND ASSEMBLY</b>	
SIZE <b>B</b>	DWG. NO. <b>01-173-00-0</b>
SCALE: NONE	WEIGHT:

Item Number	Quantity	Part Name	Description
009	1	01-009-00-0 L-A2	L-A2
010	1	01-010-00-0 L-A1	L-A1
272	3	01-272-00-0 L-A6	L-A6



PLEASE PROCEED AT YOUR OWN RISK!  
 THESE DRAWINGS ARE MEANT TO DOCUMENT  
 PREVIOUS WORK AND PRESENT IDEAS ONLY;  
 THEY ARE NOT MEANT TO BE A COMPLETE GUIDE.  
 WORKING WITH ANY TOOLS, EQUIPMENT,  
 HYDRAULICS, ELECTRONICS, ETC. MAY  
 CAUSE SERIOUS INJURY OR DEATH.



LICENSE INFORMATION  
 ALL INFORMATION IS RELEASED UNDER THE OSE  
 LICENSE FOR DISTRIBUTIVE ECONOMICS. FOR  
 FURTHER INFORMATION GO TO:  
 OPENSOURCEECOLOGY.ORG/WIKI/LICENSE

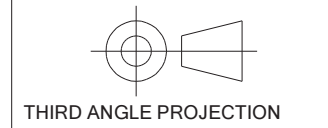
	NAME	DATE
DRAWN	RHB	
CHECKED		
APPR.		

UNLESS OTHERWISE SPECIFIED  
 DIMENSIONS ARE IN INCHES

ANGLES	.X	.XX	.XXX
+-.5	+-.1	+-.03	+-.005

PROJECT:  
**CEB PRESS 5**

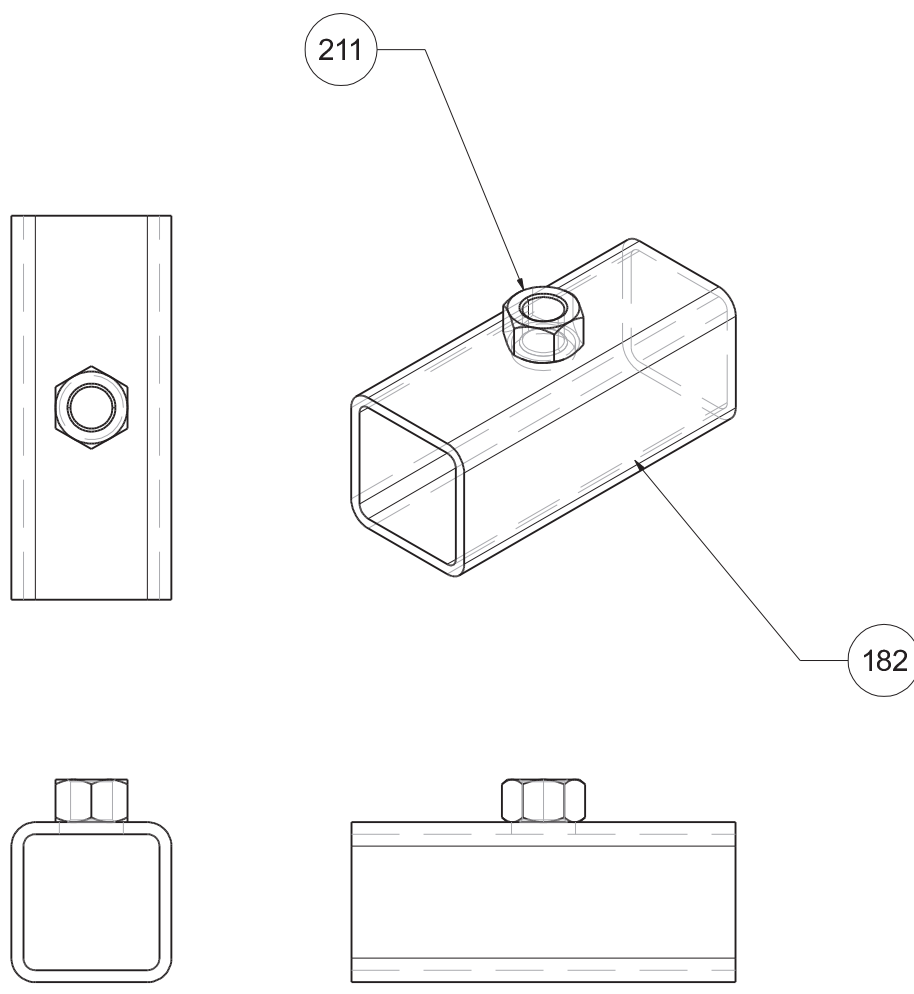
DESCRIPTION:  
**PRIMARY ARM LEFT HAND ASSEMBLY**




SIZE	DWG. NO.	REV
<b>B</b>	<b>01-174-00-0</b>	

SCALE: NONE WEIGHT:

Item Number	Quantity	Part Name	Description
182	1	01-182-00-0	3/16 X 2-1/2 HR SQUARE TUBE X 6 PER DETAIL
211	1	211 - hex nut_ai_HNUT 0.7500-10	3/4 HEX NUT



PLEASE PROCEED AT YOUR OWN RISK!  
 THESE DRAWINGS ARE MEANT TO DOCUMENT  
 PREVIOUS WORK AND PRESENT IDEAS ONLY;  
 THEY ARE NOT MEANT TO BE A COMPLETE GUIDE.  
 WORKING WITH ANY TOOLS, EQUIPMENT,  
 HYDRAULICS, ELECTRONICS, ETC. MAY  
 CAUSE SERIOUS INJURY OR DEATH.

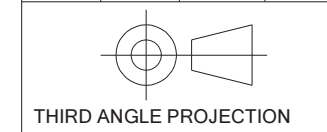


LICENSE INFORMATION  
 ALL INFORMATION IS RELEASED UNDER THE OSE  
 LICENSE FOR DISTRIBUTIVE ECONOMICS. FOR  
 FURTHER INFORMATION GO TO:  
 OPENSOURCEECOLOGY.ORG/WIKI/LICENSE

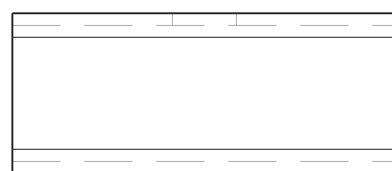
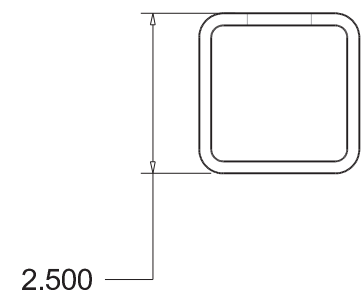
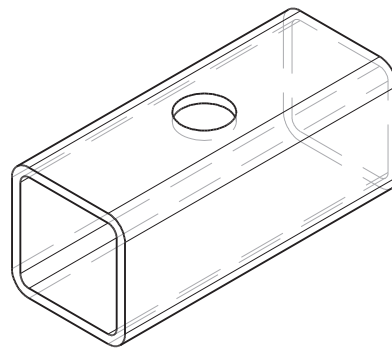
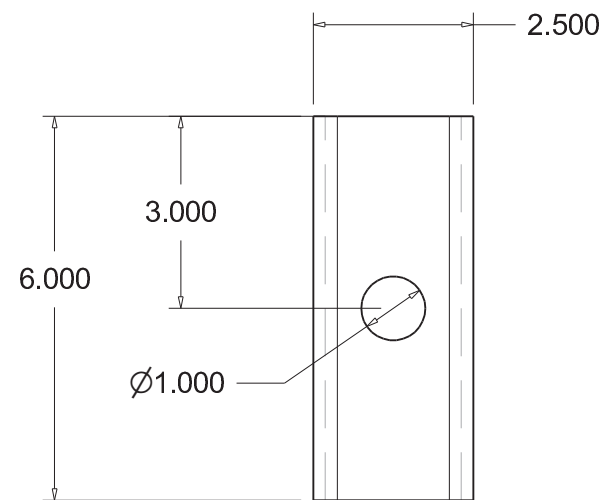
	NAME	DATE
DRAWN	RHB	
CHECKED		
APPR.		

UNLESS OTHERWISE SPECIFIED  
 DIMENSIONS ARE IN INCHES


ANGLES	.X	.XX	.XXX
+-.5	+-.1	+-.03	+-.005



PROJECT: <b>CEB PRESS 5</b>	
DESCRIPTION: <b>CLAMP TUBE ASSEMBLY</b>	
SIZE <b>B</b>	DWG. NO. <b>01-183-00-0</b>
SCALE: NONE	WEIGHT:
REV	

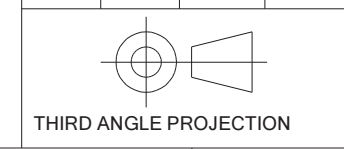


PLEASE PROCEED AT YOUR OWN RISK!  
 THESE DRAWINGS ARE MEANT TO DOCUMENT  
 PREVIOUS WORK AND PRESENT IDEAS ONLY;  
 THEY ARE NOT MEANT TO BE A COMPLETE GUIDE.  
 WORKING WITH ANY TOOLS, EQUIPMENT,  
 HYDRAULICS, ELECTRONICS, ETC. MAY  
 CAUSE SERIOUS INJURY OR DEATH.



LICENSE INFORMATION  
 ALL INFORMATION IS RELEASED UNDER THE OSE  
 LICENSE FOR DISTRIBUTIVE ECONOMICS. FOR  
 FURTHER INFORMATION GO TO:  
 OPENSOURCEECOLOGY.ORG/WIKI/LICENSE

	NAME	DATE		
DRAWN	RHB			
CHECKED				
APPR.				
UNLESS OTHERWISE SPECIFIED DIMENSIONS ARE IN INCHES				
ANGLES	.X	.XX	.XXX	
	+-.5	+-.1	+-.03	+-.005



PROJECT: **CEB PRESS 5**

DESCRIPTION:  
**3/16 X 2-1/2 HR SQUARE TUBE X 6 PER DETAIL**

SIZE DWG. NO. REV  
**B 01-182-00-0**

SCALE: NONE WEIGHT:

D  
C  
B  
A

D  
C  
B  
A

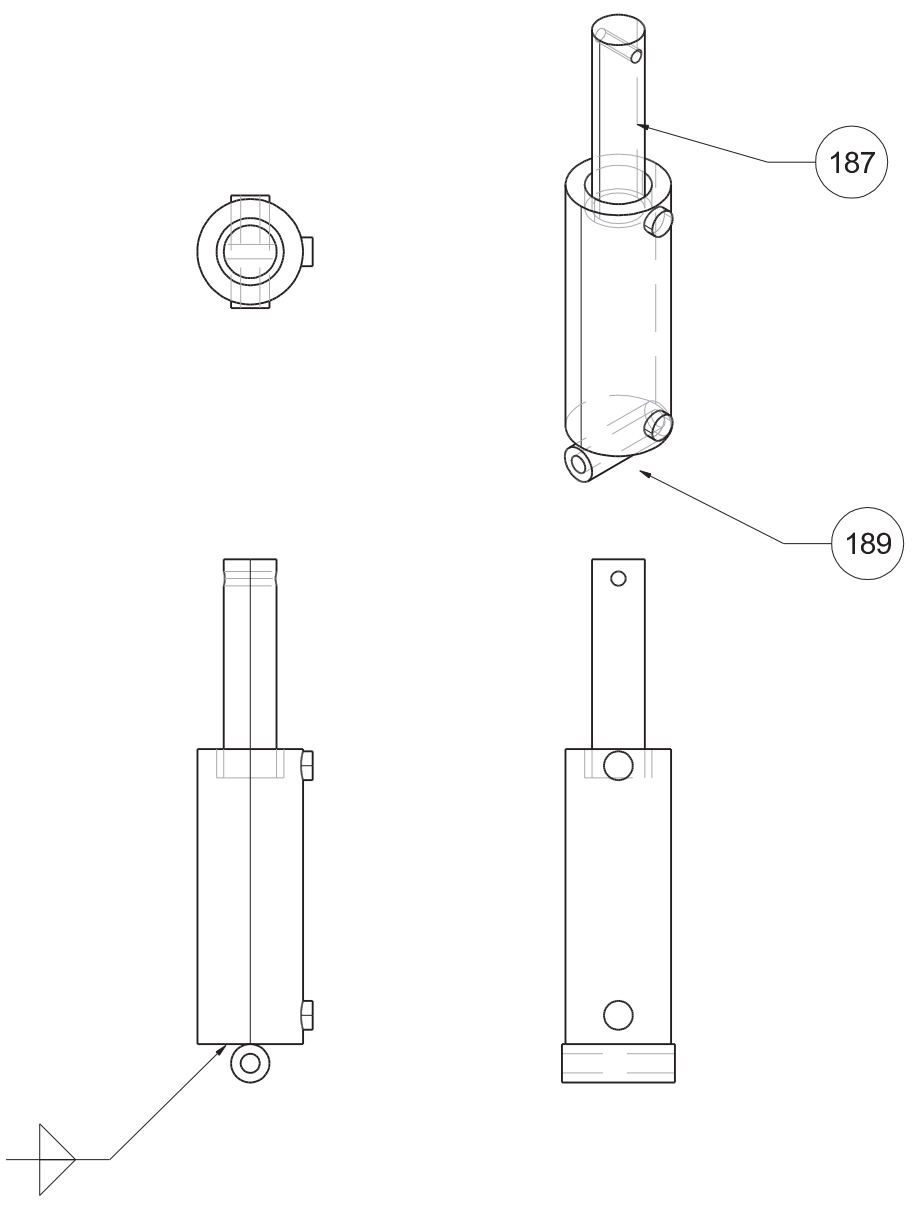
8 7 6 5 4 3 2 1

8 7 6 5 4 3 2 1


Item Number	Quantity	Part Name	Description
189	1	01-189-00-0	1/2 X 2 ROUND TUBE X 5-7/8
187	1	01-187-00-0 PMC-21012	PRESS CYLINDER CHEIF 216-380

D  
C  
B  
A

D  
C  
B  
A



PLEASE PROCEED AT YOUR OWN RISK!  
 THESE DRAWINGS ARE MEANT TO DOCUMENT  
 PREVIOUS WORK AND PRESENT IDEAS ONLY;  
 THEY ARE NOT MEANT TO BE A COMPLETE GUIDE.  
 WORKING WITH ANY TOOLS, EQUIPMENT,  
 HYDRAULICS, ELECTRONICS, ETC. MAY  
 CAUSE SERIOUS INJURY OR DEATH.

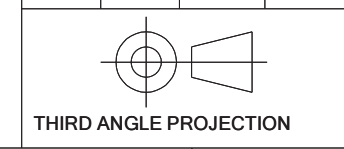


LICENSE INFORMATION  
 ALL INFORMATION IS RELEASED UNDER THE OSE  
 LICENSE FOR DISTRIBUTIVE ECONOMICS. FOR  
 FURTHER INFORMATION GO TO:  
 OPENSOURCEECOLOGY.ORG/WIKI/LICENSE

	NAME	DATE
DRAWN	RHB	
CHECKED		
APPR.		

UNLESS OTHERWISE SPECIFIED  
 DIMENSIONS ARE IN INCHES

ANGLES	.X	.XX	.XXX
+-.5	+-.1	+-.03	+-.005



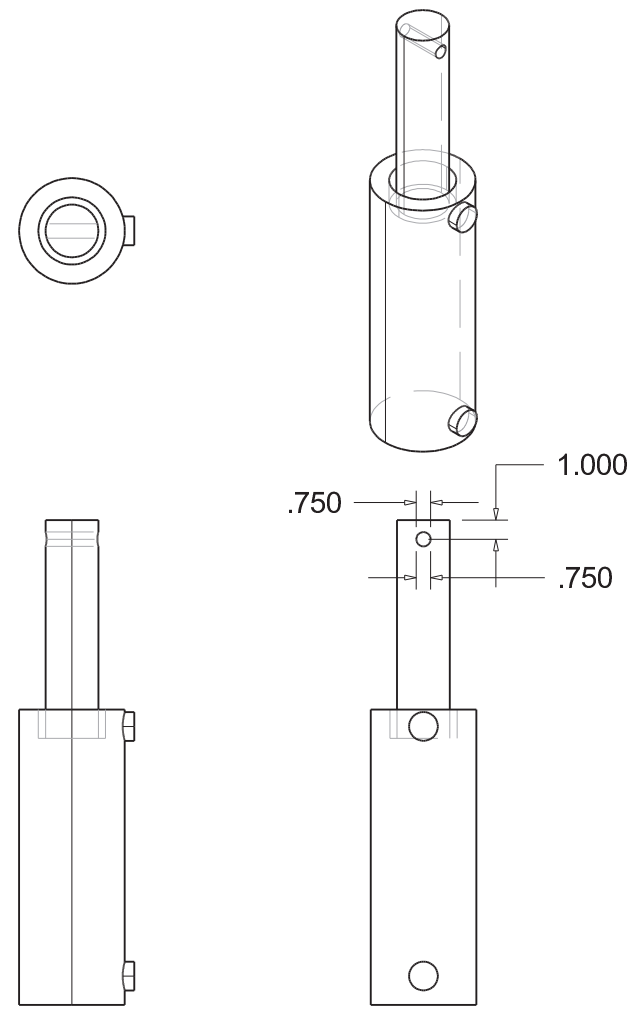
PROJECT: <b>CEB PRESS 5</b>	
DESCRIPTION: <del>PRESS CYLINDER WORK</del> <b>ITEM 78</b>	
SIZE <b>B</b>	DWG. NO. <b>01-189-00-0 PMC-21012</b>
SCALE: NONE	WEIGHT:
REV	<b>78</b>

8 7 6 5 4 3 2 1


8 7 6 5 4 3 2 1

D  
C  
B  
A

D  
C  
B  
A

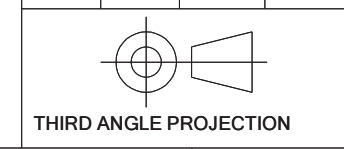


PLEASE PROCEED AT YOUR OWN RISK!  
 THESE DRAWINGS ARE MEANT TO DOCUMENT  
 PREVIOUS WORK AND PRESENT IDEAS ONLY;  
 THEY ARE NOT MEANT TO BE A COMPLETE GUIDE.  
 WORKING WITH ANY TOOLS, EQUIPMENT,  
 HYDRAULICS, ELECTRONICS, ETC. MAY  
 CAUSE SERIOUS INJURY OR DEATH.



LICENSE INFORMATION  
 ALL INFORMATION IS RELEASED UNDER THE OSE  
 LICENSE FOR DISTRIBUTIVE ECONOMICS. FOR  
 FURTHER INFORMATION GO TO:  
 OPENSOURCEECOLOGY.ORG/WIKI/LICENSE

	NAME	DATE		
DRAWN	RHB			
CHECKED				
APPR.				
UNLESS OTHERWISE SPECIFIED DIMENSIONS ARE IN INCHES				
ANGLES	.X	.XX	.XXX	
	+-.5	+-.1	+-.03	+-.005



PROJECT: <b>CEB PRESS 5</b>	
DESCRIPTION: <del>PRESS CYLINDER CUBE X 16780</del>	
SIZE <b>B</b>	DWG. NO. <b>01-189-00-0 PMC-21012</b>
SCALE: NONE	WEIGHT:
REV	

8 7 6 5 4 3 2 1

D

C

B

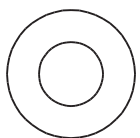
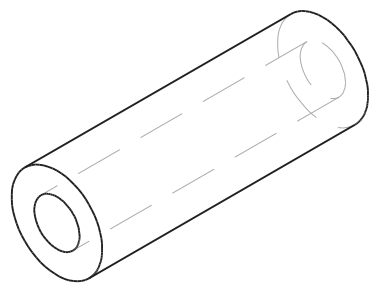
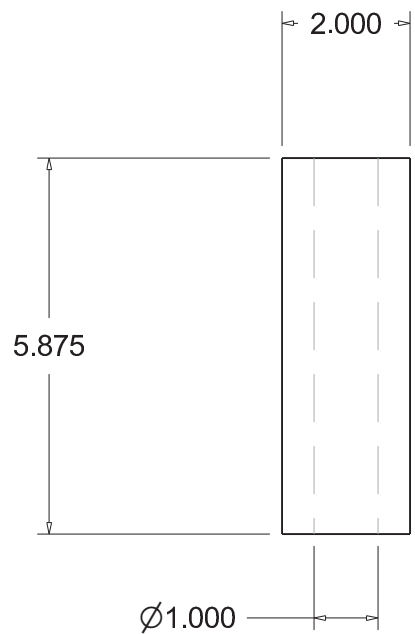
A

D


C

B

A



PLEASE PROCEED AT YOUR OWN RISK!  
 THESE DRAWINGS ARE MEANT TO DOCUMENT  
 PREVIOUS WORK AND PRESENT IDEAS ONLY;  
 THEY ARE NOT MEANT TO BE A COMPLETE GUIDE.  
 WORKING WITH ANY TOOLS, EQUIPMENT,  
 HYDRAULICS, ELECTRONICS, ETC. MAY  
 CAUSE SERIOUS INJURY OR DEATH.

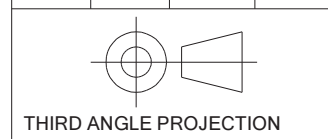


LICENSE INFORMATION  
 ALL INFORMATION IS RELEASED UNDER THE OSE  
 LICENSE FOR DISTRIBUTIVE ECONOMICS. FOR  
 FURTHER INFORMATION GO TO:  
 OPENSOURCEECOLOGY.ORG/WIKI/LICENSE

	NAME	DATE
DRAWN	RHB	
CHECKED		
APPR.		
UNLESS OTHERWISE SPECIFIED DIMENSIONS ARE IN INCHES		
ANGLES	.X	.XX
	+-.5	+-.1
		+-.03
		+-.005

PROJECT: **CEB PRESS 5**

DESCRIPTION:  
**1/4 X 2-1/2 ROUND TUBE X 5-7/8**



SIZE	DWG. NO.	REV
<b>B</b>	<b>01-189-00-0</b>	

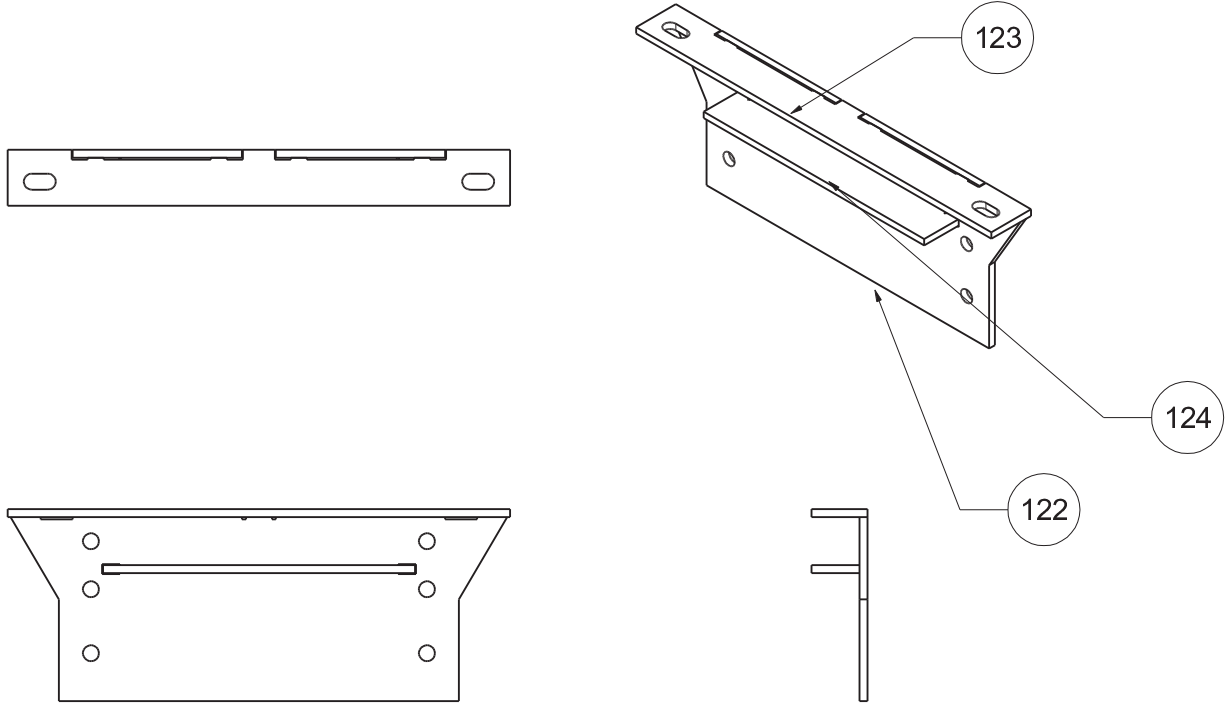
SCALE: NONE      WEIGHT:

8 7 6 5 4 3 2 1


8 7 6 5 4 3 2 1



Item Number	Quantity	Part Name	Description
122	1	01-122-00-0 L-F9	L-F9
123	1	01-123-00-0 L-F10	L-F10
124	1	01-124-00-0 L-F6	L-F6

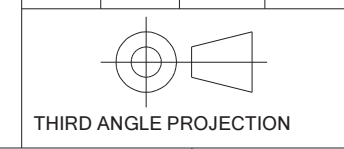


PLEASE PROCEED AT YOUR OWN RISK!  
 THESE DRAWINGS ARE MEANT TO DOCUMENT  
 PREVIOUS WORK AND PRESENT IDEAS ONLY;  
 THEY ARE NOT MEANT TO BE A COMPLETE GUIDE.  
 WORKING WITH ANY TOOLS, EQUIPMENT,  
 HYDRAULICS, ELECTRONICS, ETC. MAY  
 CAUSE SERIOUS INJURY OR DEATH.



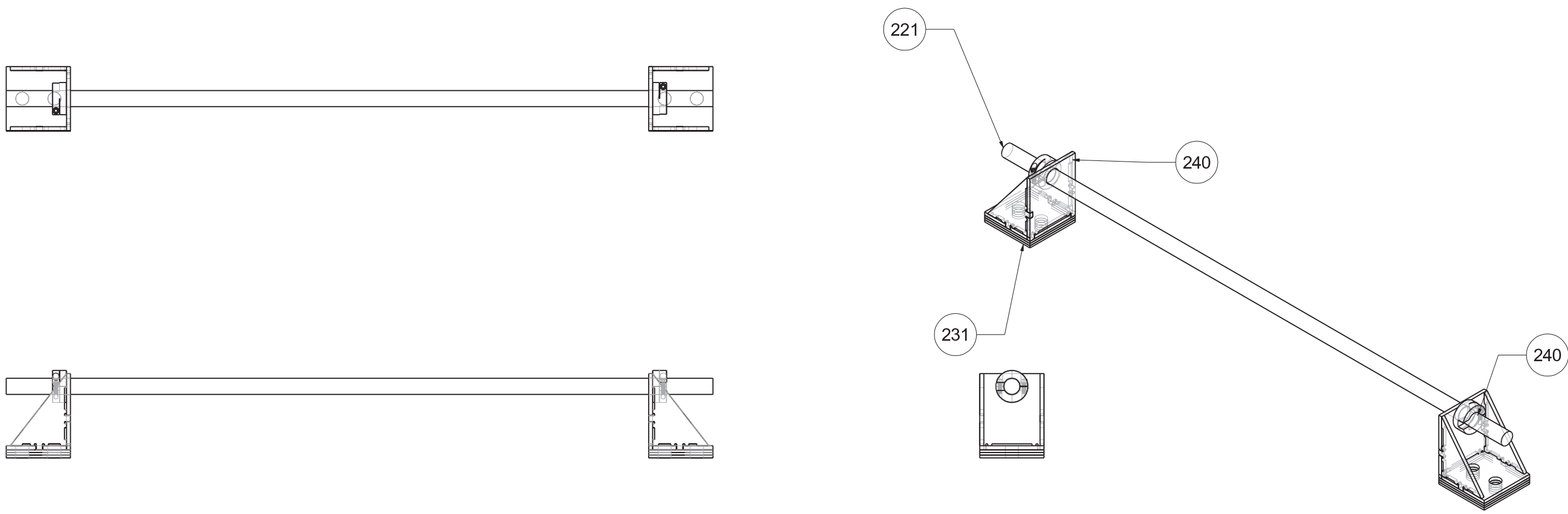
LICENSE INFORMATION  
 ALL INFORMATION IS RELEASED UNDER THE OSE  
 LICENSE FOR DISTRIBUTIVE ECONOMICS. FOR  
 FURTHER INFORMATION GO TO:  
 OPENSOURCEECOLOGY.ORG/WIKI/LICENSE

	NAME	DATE		
DRAWN	RHB			
CHECKED				
APPR.				
UNLESS OTHERWISE SPECIFIED DIMENSIONS ARE IN INCHES				
ANGLES	.X	.XX	.XXX	
	+-.5	+-.1	+-.03	+-.005




PROJECT: <b>CEB PRESS 5</b>	
DESCRIPTION: <b>CHAMBER WALL ASSEMBLY</b>	
SIZE <b>B</b>	DWG. NO. <b>01-190-00-0</b>
SCALE: NONE	WEIGHT:
	REV

Item Number	Quantity	Part Name	Description
221	1	01-221-00-0	1IN CR ROUND BAR X 44IN LONG, PREFERABLY HIGH CARBON (I.E. 1045 OR 4140)
240	2	01-240-00-0	SHAFT SUPPORT ASSEMBLY
231	6	01-231-00-0 L-H7	PLASTIC PRINTED PER STL FILE



PLEASE PROCEED AT YOUR OWN RISK!  
 THESE DRAWINGS ARE MEANT TO DOCUMENT  
 PREVIOUS WORK AND PRESENT IDEAS ONLY;  
 THEY ARE NOT MEANT TO BE A COMPLETE GUIDE.  
 WORKING WITH ANY TOOLS, EQUIPMENT,  
 HYDRAULICS, ELECTRONICS, ETC. MAY  
 CAUSE SERIOUS INJURY OR DEATH.

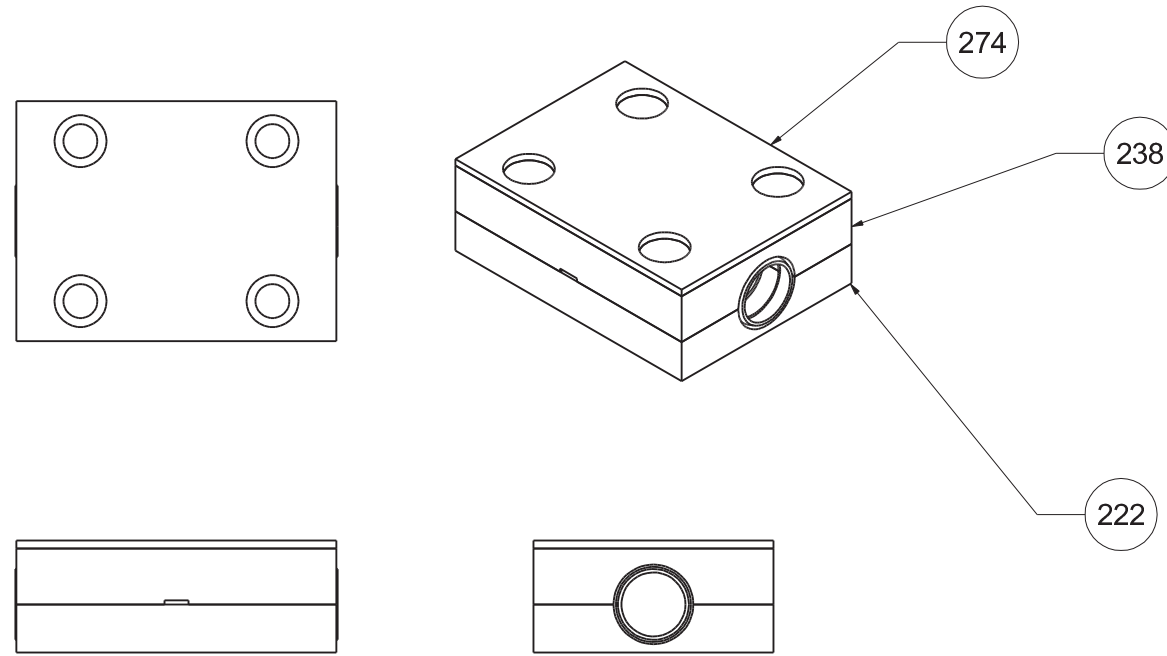


LICENSE INFORMATION  
 ALL INFORMATION IS RELEASED UNDER THE OSE  
 LICENSE FOR DISTRIBUTIVE ECONOMICS. FOR  
 FURTHER INFORMATION GO TO:  
 OPENSOURCEECOLOGY.ORG/WIKI/LICENSE


	NAME	DATE	PROJECT:	
DRAWN	RHB		CEB PRESS 6	
CHECKED			DESCRIPTION:	
APPR.			GUIDE ROD ASSEMBLY	
UNLESS OTHERWISE SPECIFIED DIMENSIONS ARE IN INCHES				
ANGLES	.X	.XX	.XXX	
+-.5	+-.1	+-.03	+-.005	
THIRD ANGLE PROJECTION				

SIZE	DWG. NO.	REV
<b>B</b>	<b>01-220-00-0</b>	
SCALE: NONE	WEIGHT:	

Item Number	Quantity	Part Name	Description
222	1	01-222-00-2	PRINTED PLASTIC
233	2	01-233-00-0	MCMASTER-6294K428 MDS FILLED NYLON
237	2	01-237-00-0	MCMASTER 9403K61 WIPER FOR 1IN SHAF
238	1	01-238-00-0	PRINTED PLASTIC
274	1	01-273-00-0 L-H13	



PLEASE PROCEED AT YOUR OWN RISK!  
 THESE DRAWINGS ARE MEANT TO DOCUMENT  
 PREVIOUS WORK AND PRESENT IDEAS ONLY;  
 THEY ARE NOT MEANT TO BE A COMPLETE GUIDE.  
 WORKING WITH ANY TOOLS, EQUIPMENT,  
 HYDRAULICS, ELECTRONICS, ETC. MAY  
 CAUSE SERIOUS INJURY OR DEATH.

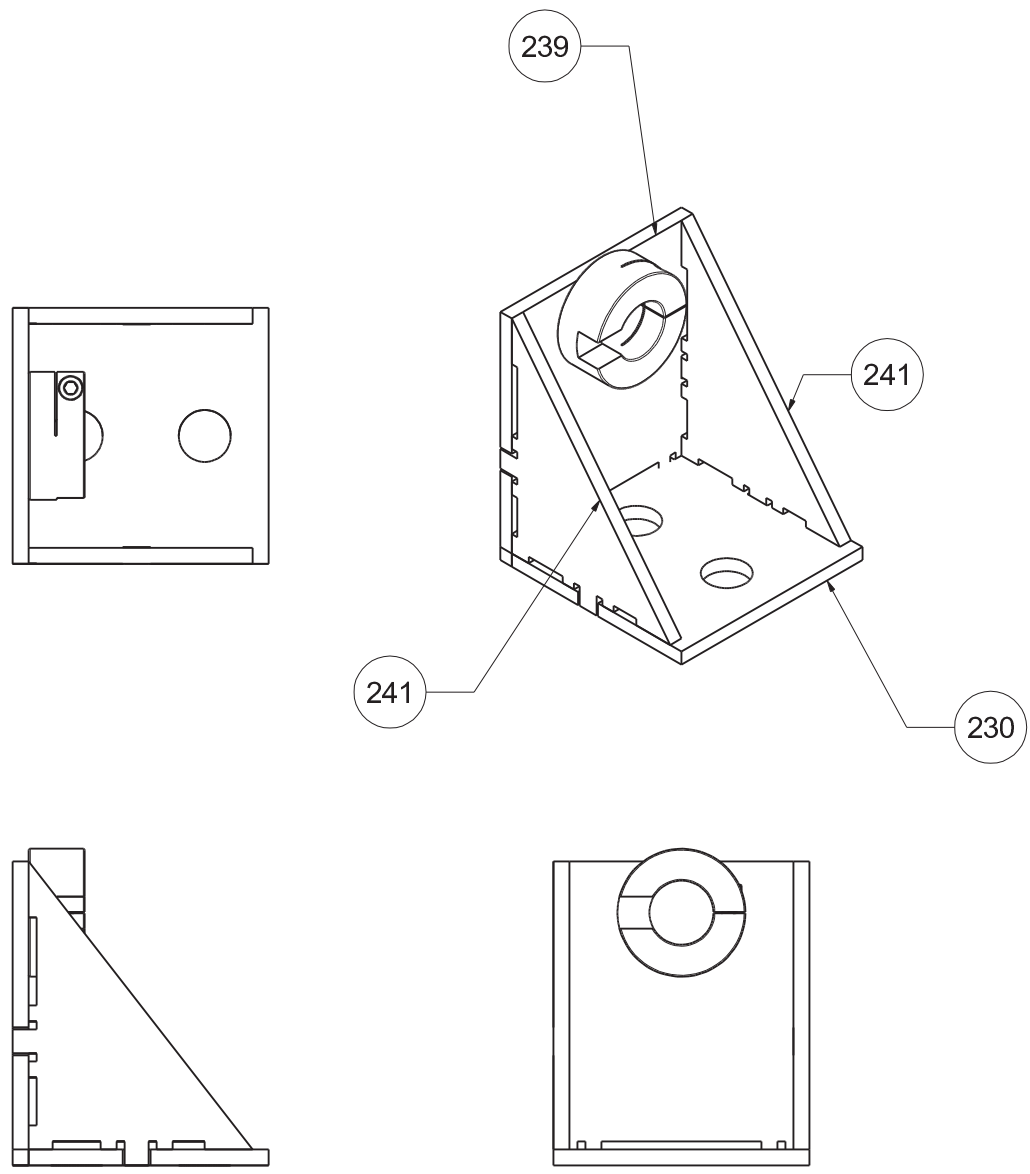


LICENSE INFORMATION  
 ALL INFORMATION IS RELEASED UNDER THE OSE  
 LICENSE FOR DISTRIBUTIVE ECONOMICS. FOR  
 FURTHER INFORMATION GO TO:  
[OPENSOURCEECOLOGY.ORG/WIKI/LICENSE](https://opensourceecology.org/wiki/license)


	NAME	DATE
DRAWN	RHB	
CHECKED		
APPR.		
UNLESS OTHERWISE SPECIFIED DIMENSIONS ARE IN INCHES		
ANGLES	.X	.XX
	+-.5	+-.1
		+-.03
		+-.005
THIRD ANGLE PROJECTION		

PROJECT: <b>CEB PRESS 6</b>	
DESCRIPTION: <b>LINEAR BUSHING ASSEMBLY</b>	
SIZE <b>B</b>	DWG. NO. <b>01-236-00-0</b>
SCALE: NONE	WEIGHT:
REV	

Item Number	Quantity	Part Name	Description
230	1	01-230-00-0 L-Q10	PLASTIC PRINTED PER STL FILE
239	1	01-239-00-0 L-Q11	
241	2	01-241-00-0 L-Q12	
242	1	01-242-00-0 MCM-5700K14	MCMaster 5700K14 SHAFT COLLAR



PLEASE PROCEED AT YOUR OWN RISK!  
 THESE DRAWINGS ARE MEANT TO DOCUMENT  
 PREVIOUS WORK AND PRESENT IDEAS ONLY;  
 THEY ARE NOT MEANT TO BE A COMPLETE GUIDE.  
 WORKING WITH ANY TOOLS, EQUIPMENT,  
 HYDRAULICS, ELECTRONICS, ETC. MAY  
 CAUSE SERIOUS INJURY OR DEATH.

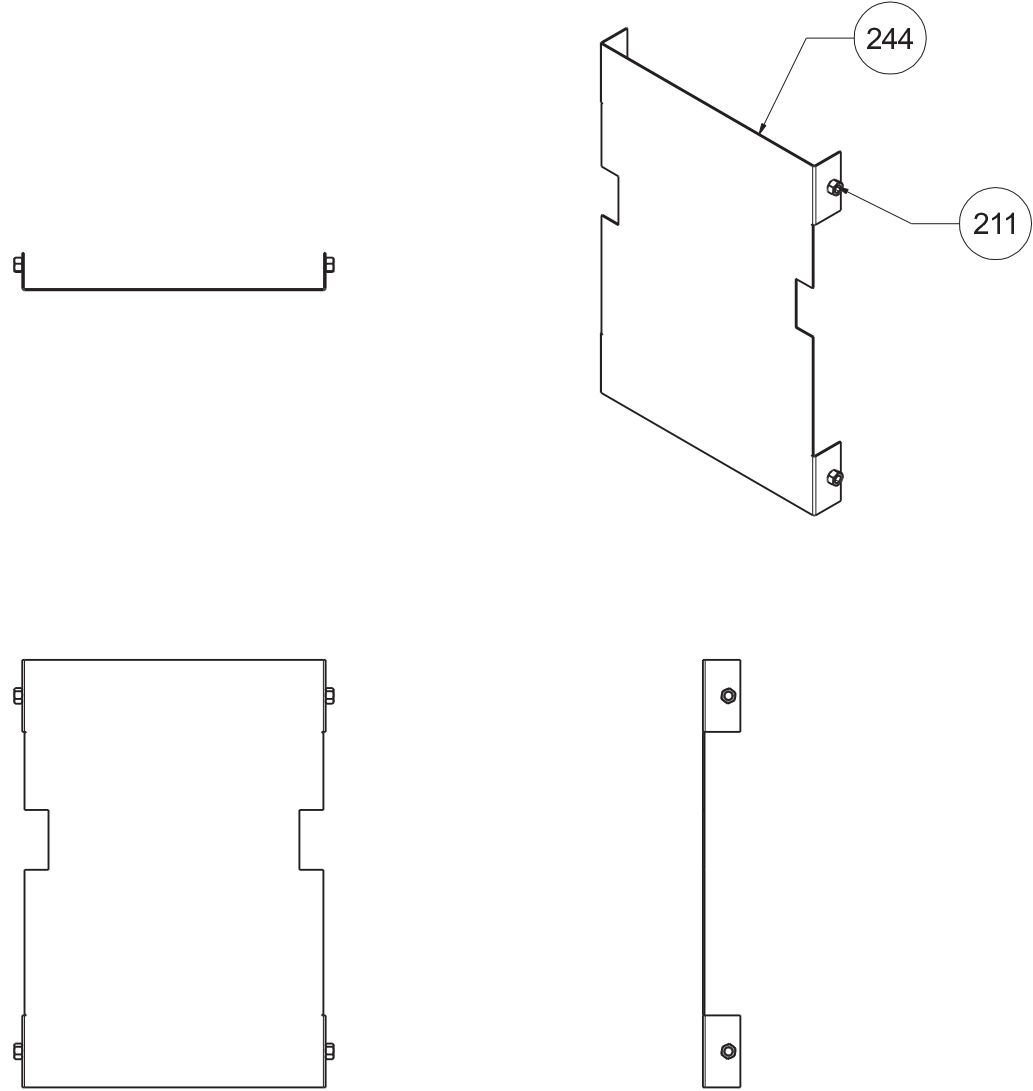


LICENSE INFORMATION  
 ALL INFORMATION IS RELEASED UNDER THE OSE  
 LICENSE FOR DISTRIBUTIVE ECONOMICS. FOR  
 FURTHER INFORMATION GO TO:  
 OPENSOURCEECOLOGY.ORG/WIKI/LICENSE


	NAME	DATE	PROJECT: <b>CEB PRESS 6</b>	
DRAWN	RHB		DESCRIPTION: <b>SHAFT SUPPORT ASSEMBLY</b>	
CHECKED			UNLESS OTHERWISE SPECIFIED DIMENSIONS ARE IN INCHES	
APPR.				
ANGLES	.X +-.5	.XX +-.1	.XXX +-.03	.XXX +-.005
 THIRD ANGLE PROJECTION				

SIZE <b>B</b>	DWG. NO. <b>01-240-00-0</b>	REV
SCALE: NONE	WEIGHT:	

Item Number	Quantity	Part Name	Description
211	4	211 - hex nut_ai_HNUT 0.7500-10	3/4 HEX NUT
244	1	01-244-00-0 L-H12	



PLEASE PROCEED AT YOUR OWN RISK!  
 THESE DRAWINGS ARE MEANT TO DOCUMENT  
 PREVIOUS WORK AND PRESENT IDEAS ONLY;  
 THEY ARE NOT MEANT TO BE A COMPLETE GUIDE.  
 WORKING WITH ANY TOOLS, EQUIPMENT,  
 HYDRAULICS, ELECTRONICS, ETC. MAY  
 CAUSE SERIOUS INJURY OR DEATH.



LICENSE INFORMATION  
 ALL INFORMATION IS RELEASED UNDER THE OSE  
 LICENSE FOR DISTRIBUTIVE ECONOMICS. FOR  
 FURTHER INFORMATION GO TO:  
 OPENSOURCEECOLOGY.ORG/WIKI/LICENSE

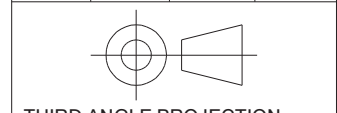
	NAME	DATE
DRAWN	RHB	
CHECKED		
APPR.		

UNLESS OTHERWISE SPECIFIED  
 DIMENSIONS ARE IN INCHES

ANGLES	.X	.XX	.XXX
+-.5	+-.1	+-.03	+-.005

PROJECT:  
**CEB PRESS 6**

DESCRIPTION:  
**GUARD ASSEMBLY**



SIZE	DWG. NO.	REV
<b>B</b>	<b>01-243-00-0</b>	

SCALE: NONE    WEIGHT:

D

C

B

A

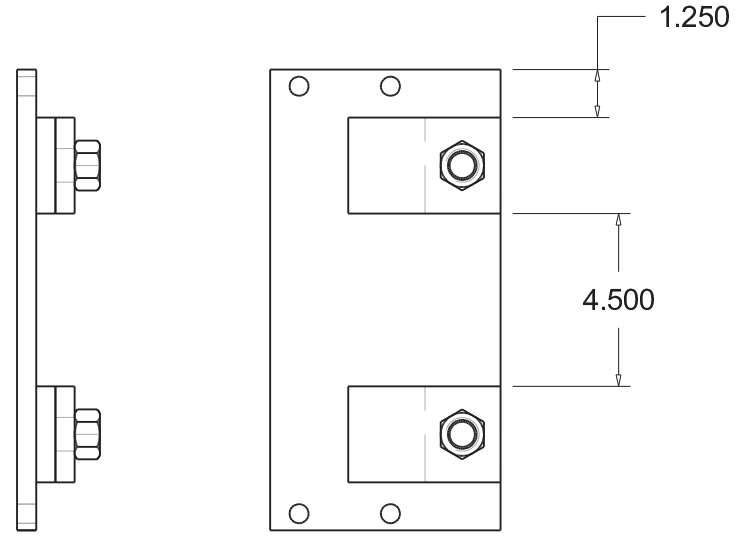
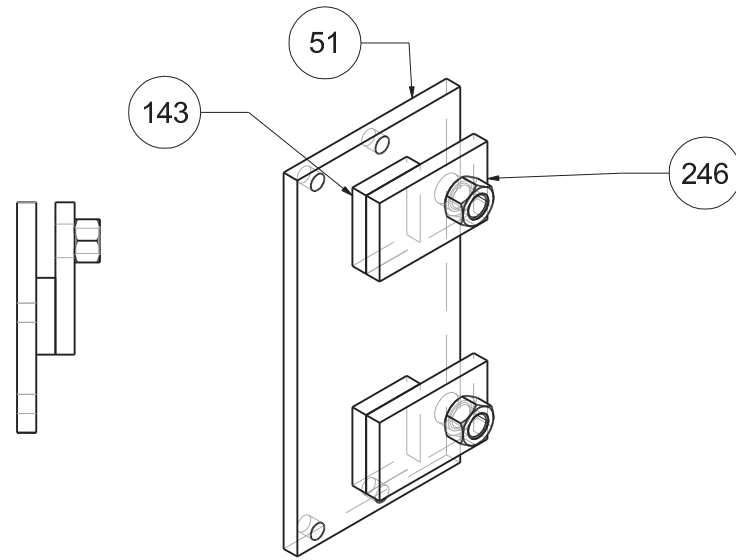
D

C


B

A

Item Number	Quantity	Part Name	Description
051	1	01-051-00-0 L-O1	L-O1
143	2	01-143-00-0 L-09	L-O11
211	2	211 - hex nut_ai_HNUT 0.7500-10	3/4 HEX NUT
246	2	01-246-00-0 L-O8	L-O8



PLEASE PROCEED AT YOUR OWN RISK!  
 THESE DRAWINGS ARE MEANT TO DOCUMENT  
 PREVIOUS WORK AND PRESENT IDEAS ONLY;  
 THEY ARE NOT MEANT TO BE A COMPLETE GUIDE.  
 WORKING WITH ANY TOOLS, EQUIPMENT,  
 HYDRAULICS, ELECTRONICS, ETC. MAY  
 CAUSE SERIOUS INJURY OR DEATH.

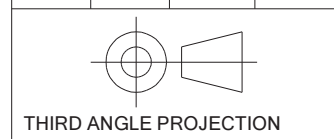


LICENSE INFORMATION  
 ALL INFORMATION IS RELEASED UNDER THE OSE  
 LICENSE FOR DISTRIBUTIVE ECONOMICS. FOR  
 FURTHER INFORMATION GO TO:  
 OPENSOURCEECOLOGY.ORG/WIKI/LICENSE

	NAME	DATE
DRAWN	RHB	
CHECKED		
APPR.		

UNLESS OTHERWISE SPECIFIED  
 DIMENSIONS ARE IN INCHES

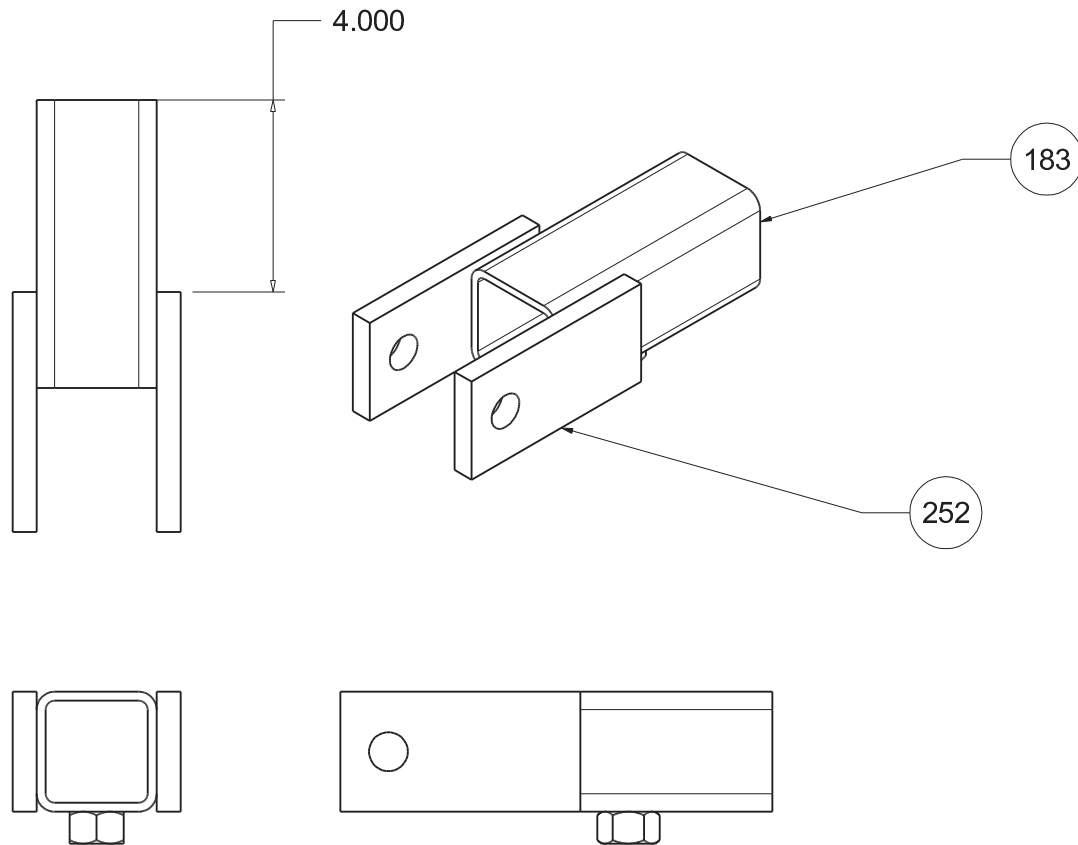
ANGLES	.X	.XX	.XXX
+-.5	+-.1	+-.03	+-.005




PROJECT: <b>CEB PRESS 6</b>	
DESCRIPTION: <b>VALVE BRACKET ASSEMBLY</b>	
SIZE <b>B</b>	DWG. NO. <b>01-245-00-0</b>
SCALE: NONE	WEIGHT:
REV	

8 7 6 5 4 3 2 1

Item Number	Quantity	Part Name	Description
183	1	01-183-00-0	CLAMP TUBE ASSEMBLY
252	2	01-252-00-0 L-O7	



PLEASE PROCEED AT YOUR OWN RISK!  
 THESE DRAWINGS ARE MEANT TO DOCUMENT  
 PREVIOUS WORK AND PRESENT IDEAS ONLY;  
 THEY ARE NOT MEANT TO BE A COMPLETE GUIDE.  
 WORKING WITH ANY TOOLS, EQUIPMENT,  
 HYDRAULICS, ELECTRONICS, ETC. MAY  
 CAUSE SERIOUS INJURY OR DEATH.

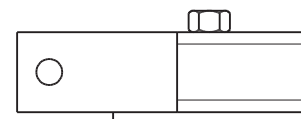

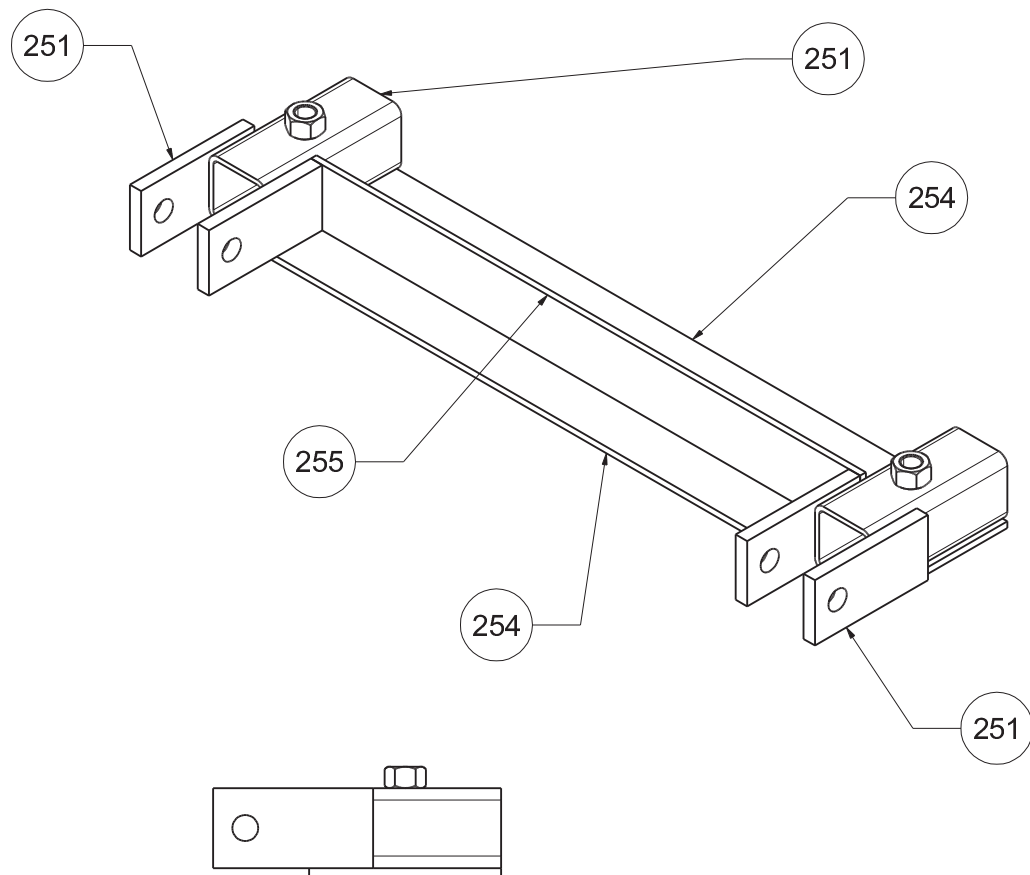
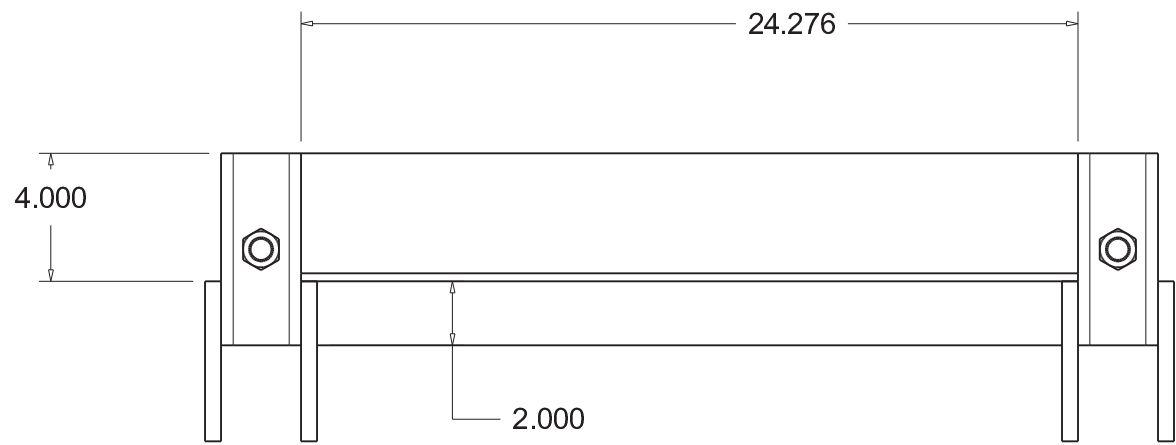


LICENSE INFORMATION  
 ALL INFORMATION IS RELEASED UNDER THE OSE  
 LICENSE FOR DISTRIBUTIVE ECONOMICS. FOR  
 FURTHER INFORMATION GO TO:  
 OPENSOURCEECOLOGY.ORG/WIKI/LICENSE


	NAME	DATE
DRAWN	RHB	
CHECKED		
APPR.		
UNLESS OTHERWISE SPECIFIED DIMENSIONS ARE IN INCHES		
ANGLES	.X	.XX
	+-.5	+-.1
		+-.03
		+-.005
THIRD ANGLE PROJECTION		

PROJECT: <b>CEB PRESS 6</b>	
DESCRIPTION: <b>GRATE BRACKET ASSEMBLY</b>	
SIZE <b>B</b>	DWG. NO. <b>01-251-00-0</b>
SCALE: NONE	WEIGHT:
	REV

Item Number	Quantity	Part Name	Description
251	2	01-251-00-0	GRATE BRACKET ASSEMBLY
254	1	01-254-00-0 L-Q13	
255	1	01-255-00-0 L-Q14	



PLEASE PROCEED AT YOUR OWN RISK!  
 THESE DRAWINGS ARE MEANT TO DOCUMENT  
 PREVIOUS WORK AND PRESENT IDEAS ONLY;  
 THEY ARE NOT MEANT TO BE A COMPLETE GUIDE.  
 WORKING WITH ANY TOOLS, EQUIPMENT,  
 HYDRAULICS, ELECTRONICS, ETC. MAY  
 CAUSE SERIOUS INJURY OR DEATH.



LICENSE INFORMATION  
 ALL INFORMATION IS RELEASED UNDER THE OSE  
 LICENSE FOR DISTRIBUTIVE ECONOMICS. FOR  
 FURTHER INFORMATION GO TO:  
 OPENSOURCEECOLOGY.ORG/WIKI/LICENSE

	NAME	DATE
DRAWN	RHB	
CHECKED		
APPR.		

UNLESS OTHERWISE SPECIFIED  
 DIMENSIONS ARE IN INCHES

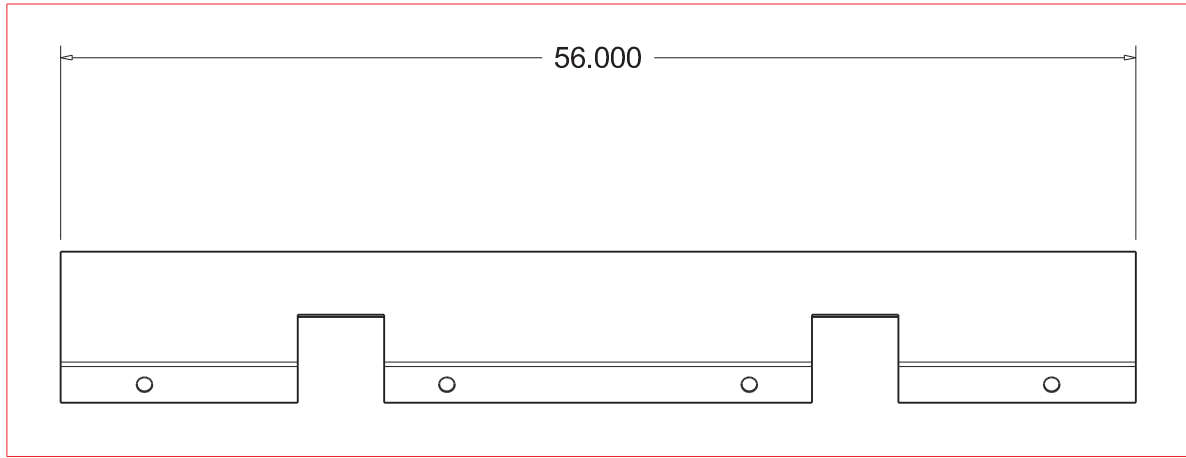
ANGLES	.X	.XX	.XXX
	+-.5	+-.1	+-.03
			+-.005



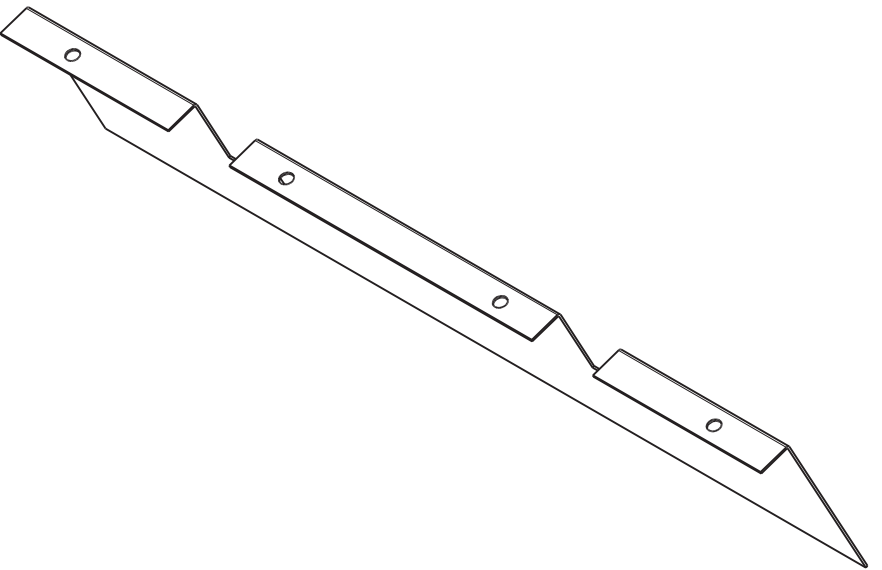
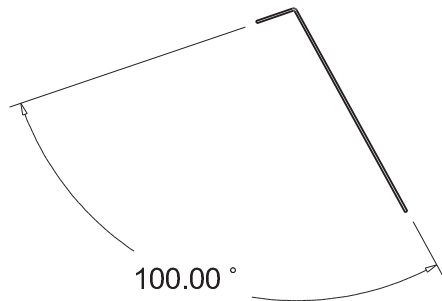

PROJECT: <b>CEB PRESS 6</b>		DESCRIPTION: <b>REAR GRATE HINGE ASSEMBLY</b>
SIZE <b>B</b>	DWG. NO. <b>01-253-00-0</b>	
SCALE: NONE	WEIGHT:	REV



8 7 6 5 4 3 2 1




Item Number	Quantity	Part Name	Description
257	1	01-257-00-0 L-H4	L-H4



D  
C  
B  
A

D  
C  
B  
A

PLEASE PROCEED AT YOUR OWN RISK!  
 THESE DRAWINGS ARE MEANT TO DOCUMENT  
 PREVIOUS WORK AND PRESENT IDEAS ONLY;  
 THEY ARE NOT MEANT TO BE A COMPLETE GUIDE.  
 WORKING WITH ANY TOOLS, EQUIPMENT,  
 HYDRAULICS, ELECTRONICS, ETC. MAY  
 CAUSE SERIOUS INJURY OR DEATH.



LICENSE INFORMATION  
 ALL INFORMATION IS RELEASED UNDER THE OSE  
 LICENSE FOR DISTRIBUTIVE ECONOMICS. FOR  
 FURTHER INFORMATION GO TO:  
 OPENSOURCEECOLOGY.ORG/WIKI/LICENSE

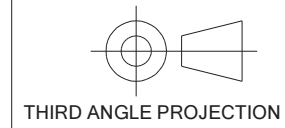
	NAME	DATE
DRAWN	RHB	
CHECKED		
APPR.		

UNLESS OTHERWISE SPECIFIED  
 DIMENSIONS ARE IN INCHES

ANGLES	.X	.XX	.XXX
+-.5	+-.1	+-.03	+-.005

PROJECT: **CEB PRESS 6**

DESCRIPTION: **FRONT SOIL DEFLECTOR ASSEMBLY**

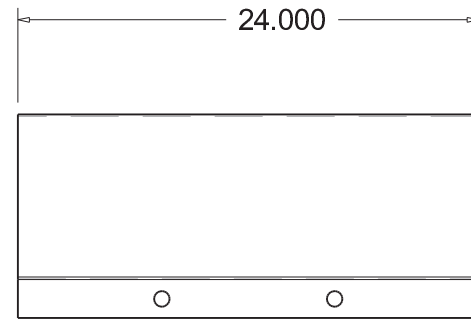
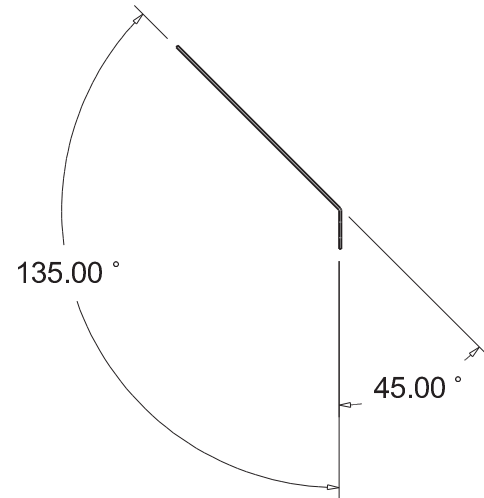
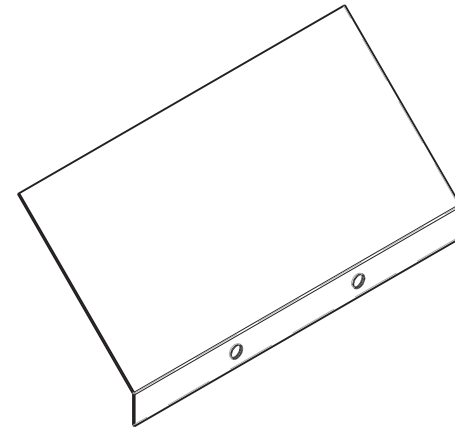


SIZE	DWG. NO.	REV
<b>B</b>	<b>01-256-00-0</b>	


SCALE: NONE WEIGHT:

8 7 6 5 4 3 2 1

Item Number	Quantity	Part Name	Description
152	1	01-152-00-0 L-H5	L-H5



PLEASE PROCEED AT YOUR OWN RISK!  
 THESE DRAWINGS ARE MEANT TO DOCUMENT  
 PREVIOUS WORK AND PRESENT IDEAS ONLY;  
 THEY ARE NOT MEANT TO BE A COMPLETE GUIDE.  
 WORKING WITH ANY TOOLS, EQUIPMENT,  
 HYDRAULICS, ELECTRONICS, ETC. MAY  
 CAUSE SERIOUS INJURY OR DEATH.

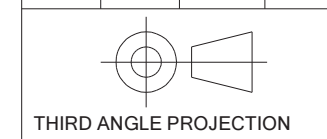


LICENSE INFORMATION  
 ALL INFORMATION IS RELEASED UNDER THE OSE  
 LICENSE FOR DISTRIBUTIVE ECONOMICS. FOR  
 FURTHER INFORMATION GO TO:  
 OPENSOURCEECOLOGY.ORG/WIKI/LICENSE

	NAME	DATE
DRAWN	RHB	
CHECKED		
APPR.		

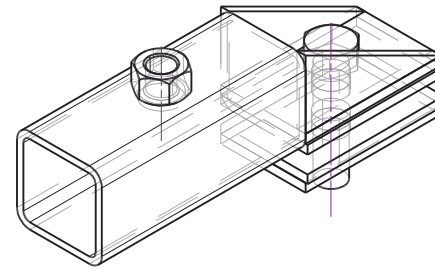
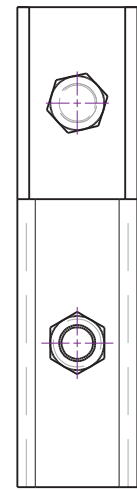
UNLESS OTHERWISE SPECIFIED  
 DIMENSIONS ARE IN INCHES

ANGLES	.X	.XX	.XXX
+-.5	+-.1	+-.03	+-.005

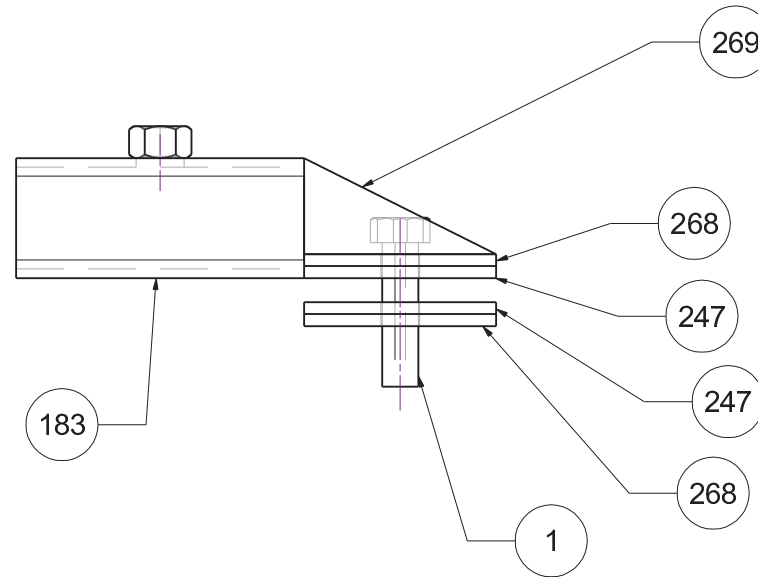
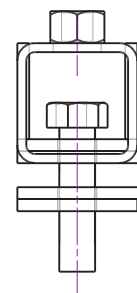


PROJECT: <b>CEB PRESS 6</b>	
DESCRIPTION: <b>SIDE SOIL DEFLECTOR ASSEMBLY</b>	
SIZE <b>B</b>	DWG. NO. <b>01-259-00-0</b>
SCALE: NONE	WEIGHT:
REV	


Item Number	Quantity	Part Name	Description
1	1	hex bolt_ai_2_HBOLT 0.7500-10x	3/4 HEX NUT
183	1	01-183-00-0	CLAMP TUBE ASSEMBLY
247	2	01-247-00-0	1/4 RUBBER
268	2	01-268-00-0 L-Q9	L-Q9
269	2	01-269-00-0 L-Q15	L-Q15



CUT OUT #247 BY HAND, SAME SIZE AS #268

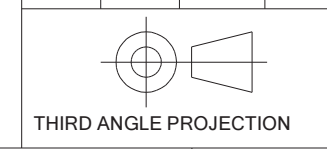


PLEASE PROCEED AT YOUR OWN RISK!  
 THESE DRAWINGS ARE MEANT TO DOCUMENT  
 PREVIOUS WORK AND PRESENT IDEAS ONLY;  
 THEY ARE NOT MEANT TO BE A COMPLETE GUIDE.  
 WORKING WITH ANY TOOLS, EQUIPMENT,  
 HYDRAULICS, ELECTRONICS, ETC. MAY  
 CAUSE SERIOUS INJURY OR DEATH.



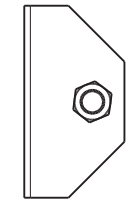
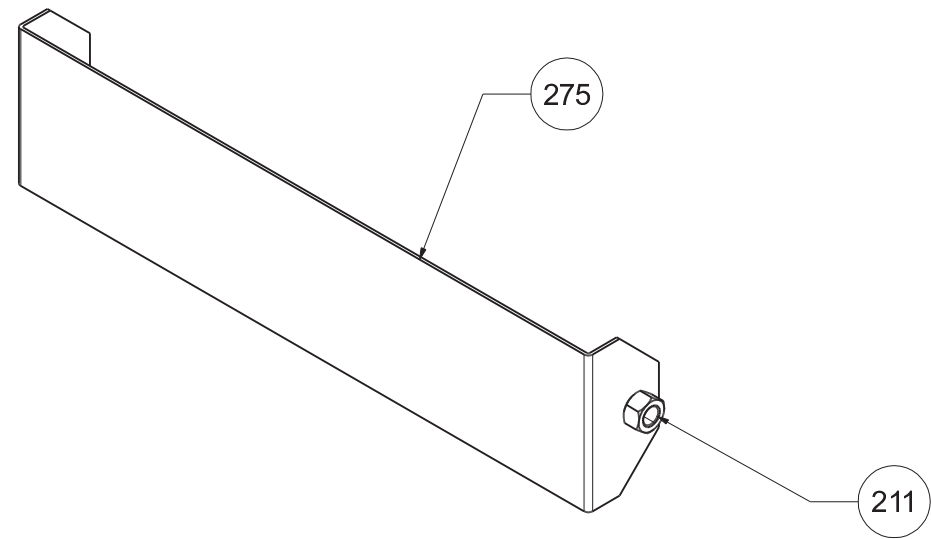

LICENSE INFORMATION  
 ALL INFORMATION IS RELEASED UNDER THE OSE  
 LICENSE FOR DISTRIBUTIVE ECONOMICS. FOR  
 FURTHER INFORMATION GO TO:  
 OPENSOURCEECOLOGY.ORG/WIKI/LICENSE

	NAME	DATE		
DRAWN	RHB			
CHECKED				
APPR.				
UNLESS OTHERWISE SPECIFIED DIMENSIONS ARE IN INCHES				
ANGLES	.X	.XX	.XXX	
	+-.5	+-.1	+-.03	+-.005




PROJECT: <b>CEB PRESS 6</b>	
DESCRIPTION: <b>SUPPORT HOLDER WELDMENT</b>	
SIZE <b>B</b>	DWG. NO. <b>01-267-00-0</b>
SCALE: NONE	WEIGHT:
REV	

Item Number	Quantity	Part Name	Description
211	2	211 - hex nut_ai_HNUT 0.7500-10	3/4 HEX NUT
275	1	01-275-00-0 L-H10	L-H10



PLEASE PROCEED AT YOUR OWN RISK!  
 THESE DRAWINGS ARE MEANT TO DOCUMENT  
 PREVIOUS WORK AND PRESENT IDEAS ONLY;  
 THEY ARE NOT MEANT TO BE A COMPLETE GUIDE.  
 WORKING WITH ANY TOOLS, EQUIPMENT,  
 HYDRAULICS, ELECTRONICS, ETC. MAY  
 CAUSE SERIOUS INJURY OR DEATH.

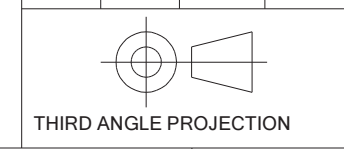


LICENSE INFORMATION  
 ALL INFORMATION IS RELEASED UNDER THE OSE  
 LICENSE FOR DISTRIBUTIVE ECONOMICS. FOR  
 FURTHER INFORMATION GO TO:  
 OPENSOURCEECOLOGY.ORG/WIKI/LICENSE

	NAME	DATE
DRAWN	RHB	
CHECKED		
APPR.		

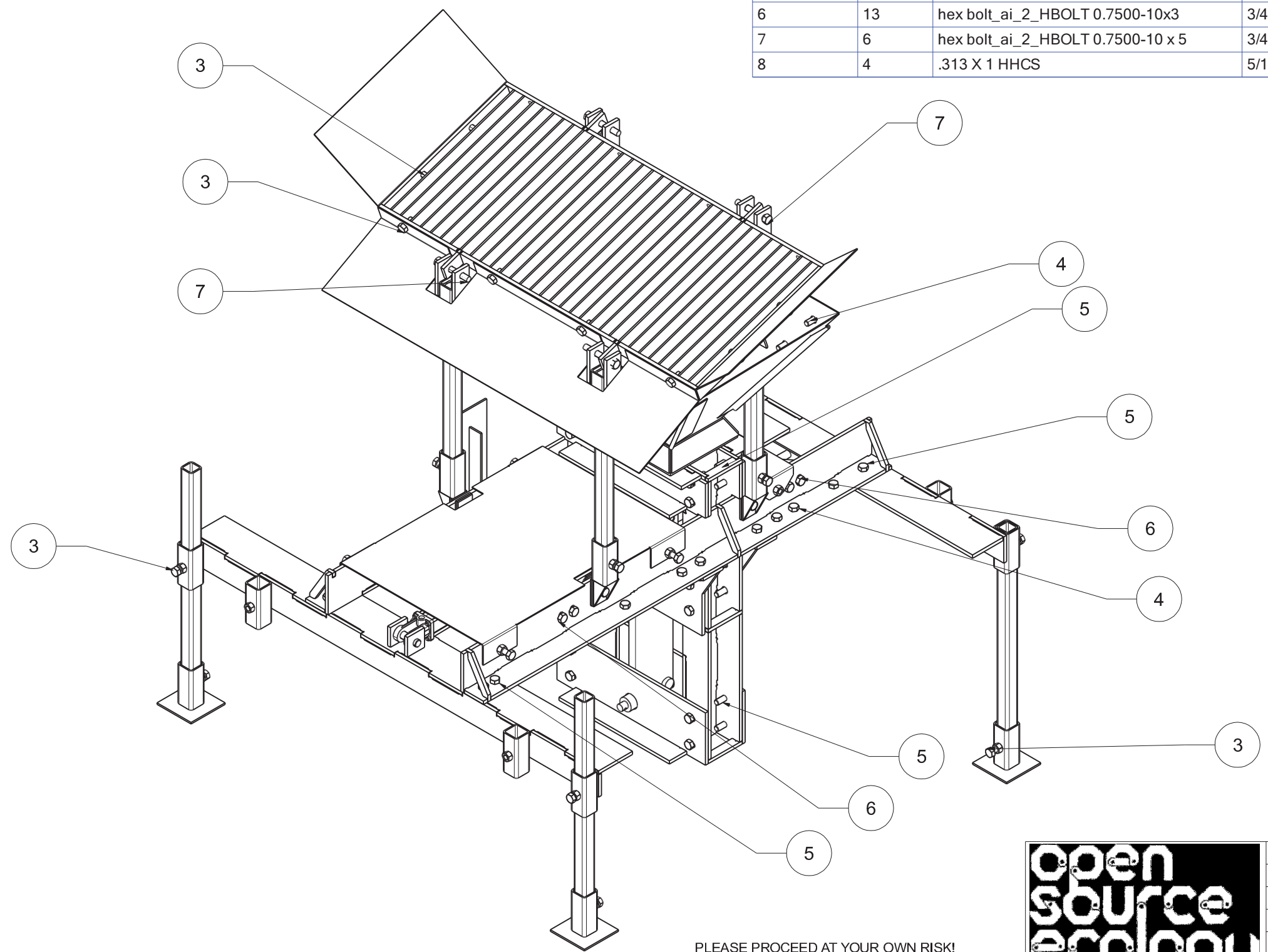
UNLESS OTHERWISE SPECIFIED  
 DIMENSIONS ARE IN INCHES

ANGLES	.X	.XX	.XXX
+-.5	+-.1	+-.03	+-.005




PROJECT: <b>CEB PRESS 6</b>	
DESCRIPTION: <b>GUARD ASSEMBLY</b>	
SIZE <b>B</b>	DWG. NO. <b>01-276-00-0</b>
SCALE: NONE	WEIGHT:
REV	

Item Number	Quantity	Part Name	Comment	Description
1	16	.5 X 2 SHCS	1/2 X 2 SOCKET CAP SCREW	2IN (FOR DRAWER ASSEMBLY)
3	28	hex bolt_ai_2_HBOLT 0.7500-10x1.5x1.5-N	3/4 x 1-1/2 HEX CAP SCREW	
4	34	hex bolt_ai_2_HBOLT 0.7500-10x2x2-C	3/4 X 2 HEX CAP SCREW	
5	40	hex bolt_ai_2_HBOLT 0.7500-10x2.5x2.5-C	3/4 X 2-1/2 HEX CAP SCREW	
6	13	hex bolt_ai_2_HBOLT 0.7500-10x3	3/4 X 3 HEX CAP SCREW	
7	6	hex bolt_ai_2_HBOLT 0.7500-10 x 5	3/4 X 5 HEX CAP SCREW	GRATE HINGES AND HOPPER MOUNTING
8	4	.313 X 1 HHCS	5/16 X 1 HEX CAP SCREW FOR VALVES	VALVE MANIFOLD MOUNTING

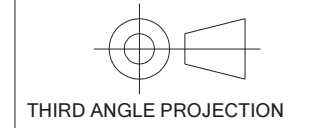


PLEASE PROCEED AT YOUR OWN RISK!  
 THESE DRAWINGS ARE MEANT TO DOCUMENT  
 PREVIOUS WORK AND PRESENT IDEAS ONLY;  
 THEY ARE NOT MEANT TO BE A COMPLETE GUIDE.  
 WORKING WITH ANY TOOLS, EQUIPMENT,  
 HYDRAULICS, ELECTRONICS, ETC. MAY  
 CAUSE SERIOUS INJURY OR DEATH.



LICENSE INFORMATION  
 ALL INFORMATION IS RELEASED UNDER THE OSE  
 LICENSE FOR DISTRIBUTIVE ECONOMICS. FOR  
 FURTHER INFORMATION GO TO:  
 OPENSOURCEECOLOGY.ORG/WIKILICENSE

	NAME	DATE
DRAWN		
CHECKED		
APPR.		
UNLESS OTHERWISE SPECIFIED DIMENSIONS ARE IN INCHES		
ANGLES	X	.XX
+-.5	+-.1	+-.03
		.XXX
		+-.005



PROJECT:		CEB PRESS V	
DESCRIPTION:		MISC HARDWARE	
SIZE	DWG. NO.	REV	
<b>B</b>	<b>202 MISC HARDWARE</b>		
SCALE: SCALE	WEIGHT: WEIGHT	PAGE NUMBER	