

8

7

6

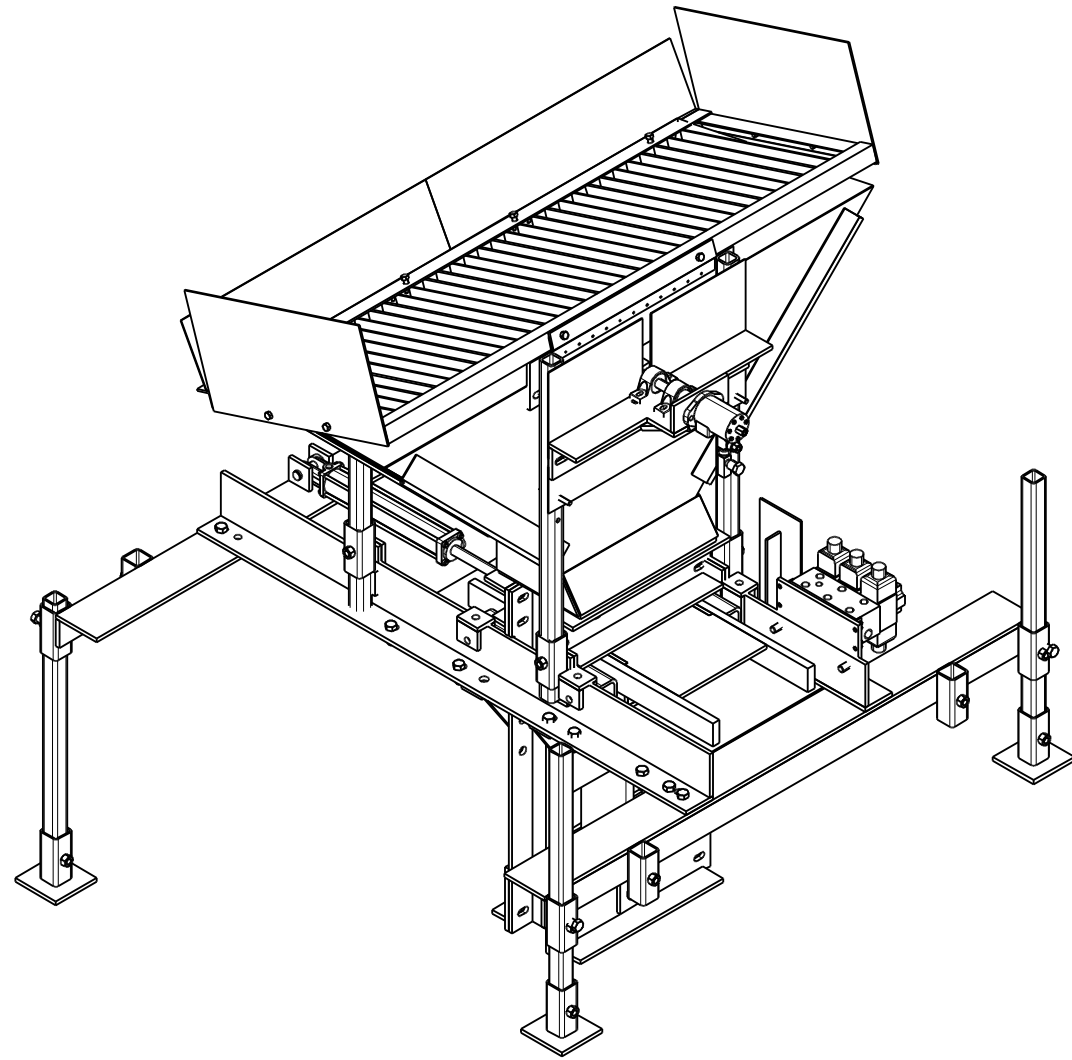
5

4


3

2

1



Item Number	Quantity	Part Name	Description
002	4	01-002-00-0	TUBE CLAMP ASSEMBLY
003	1	01-003-00-0	REAR SECONDARY ARM ASSEMBLY
018	1	01-018-00-0	REAR SECONDARY ARM ASSEMBLY
019	1	01-019-00-0	MAIN FRAME ASSEMBLY
026	1	01-026-00-0	DRAWER ASSEMBLY
049	2	01-049-00-0	
051	1	01-051-00-0 L-O1	L-O1
063	1	01-063-00-0	HOPPER ASSEMBLY
070	1	01-070-00-0	GRATE ASSEMBLY
076	1	01-076-00-0	SHAKER ASSEMBLY
079	1	01-079-00-0 L-H9	L-H9
080	1	01-080-00-0 L-H8	L-H8
084	1	01-084-00-0	CONTROLLER MOUNT WELDMENT
102	2	01-102-00-0	SECONDARY CYLINDER PIN
119	1	01-119-00-0	VALVE ASSEMBLY
127	1	01-127-00-0	SADDLE WELDMENT
140	4	01-140-00-0	SUPPORT HOLDER WELDMENT
152	2	01-152-00-0 L-H5	L-H5
153	1	01-153-00-0	FRONT SOIL DEFLECTOR ASSEMBLY
173	1	01-173-00-0	PRIMARY ARM RIGHT HAND ASSEMBLY
174	1	01-174-00-0	PRIMARY ARM LEFT HAND ASSEMBLY
175	1	01-175-00-0	FRONT GRATE HINGE
176	1	01-176-00-0	REAR GRATE HINGE
185	1	01-185-00-0 - 25TL14-112	HYDRAULIC CYLINDER 25TL14-112
186	2	01-186-00-0	
202	1	MISC HARDWARE	

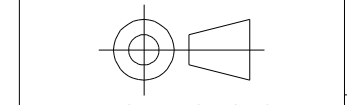


LICENSE INFORMATION
 ALL INFORMATION IS RELEASED UNDER THE OSE
 LICENSE FOR DISTRIBUTIVE ECONOMICS. FOR
 FURTHER INFORMATION GO TO:
 OPENSOURCEECOLOGY.ORG/WIKILICENSE

	NAME	DATE
DRAWN	RHB	8-25-13
CHECKED		
APPR.		

UNLESS OTHERWISE SPECIFIED
 DIMENSIONS ARE IN INCHES

ANGLES	.X	.XX	.XXX
+-.5	+-.1	+-.03	+-.005



THIRD ANGLE PROJECTION

PROJECT:		CEB PRESS V	
DESCRIPTION:		MAIN ASSEMBLY	
SIZE	DWG. NO.	REV	
B	01-001-00-0	A	
SCALE: NONE	WEIGHT:		

8

7

6

5

4

3

2

1